

W. H. G. SAVAGE.
Bottle-Stopper.

No. 215,682.

Patented May 20, 1879.

Fig. 1.

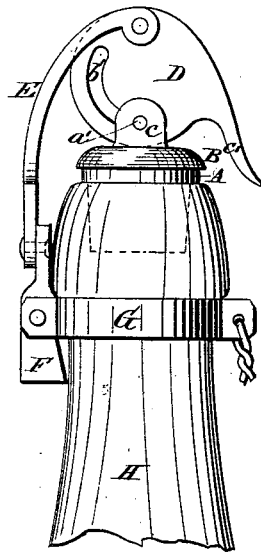


Fig. 2.

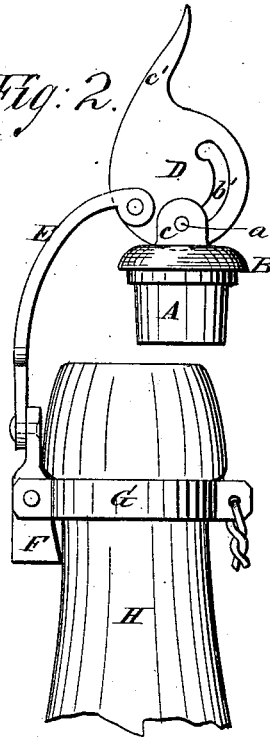
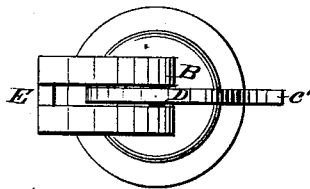


Fig. 3.



WITNESSES:

Achilles Sehehl.
C. Seagrove

INVENTOR:

W. H. G. Savage
BY *Munroe*
ATTORNEYS.

UNITED STATES PATENT OFFICE.

WILLIAM H. G. SAVAGE, OF KINGSTON, ONTARIO, CANADA.

IMPROVEMENT IN BOTTLE-STOPPERS.

Specification forming part of Letters Patent No. **215,682**, dated May 20, 1879; application filed March 24, 1879.

To all whom it may concern:

Be it known that I, WILLIAM HENRY GILES SAVAGE, of Kingston, in the county of Frontenac, Province of Ontario and Dominion of Canada, have invented a new and Improved Bottle-Stopper, of which the following is a specification.

Figure 1 is an elevation showing the stopper in a bottle and the mechanism for securing it there. Fig. 2 is an elevation showing the removal of the stopper from a bottle. Fig. 3 is a plan of the stopper.

Similar letters of reference indicate corresponding parts.

The object of this invention is a bottle-stopper especially designed for bottles containing beer, mineral waters, and other effervescing liquids.

It consists of a stopper, A, of cork, rubber, or other suitable material, secured to a metallic head, B, that is provided with a split or double lug, C, through which passes the pin *a'*, that plays in the slot *b'* of the eccentric D, and suspends the cork. The eccentric D has, in addition to the slot *b'*, a tail or thumb piece, *c'*, and is pivoted between the prongs of the curved fork E, as shown. The lower end of the fork is, in turn, pivoted so that it can move sidewise to the standard F, that is firmly held by rivet, screw, or bolt between two ears of the band or collar G.

This collar G is constructed in two parts for

the convenience of fitting to the neck of a bottle of any size. Two ends of these parts are secured, as above stated, to the standard F, while the other two may be brought together around the neck of a bottle and secured with wire or by some other device.

In Figs. 1 and 2 the collar is seen thus secured to the bottle H.

The stopper may be withdrawn from the bottle by taking hold of and elevating the thumb-piece *c'* to the position shown in Fig. 2, and it is inserted and held in the bottle by the reverse movement, as shown in Fig. 1. As the stopper swings in the slot of the eccentric, it is easily entered and easily withdrawn from the bottle, and when entered is most securely held in position.

This device possesses obvious advantages over others for permanent attachment to bottles for holding soda and mineral waters.

Having thus described my invention, I claim as new and desire to secure by Letters Patent—

The combination, with a cam pivoted to a bottle-stopper, and constructed substantially as shown and described, of the pivoted fork E, rigid standard F, and band G, arranged as and for the purpose specified.

WILLIAM HENRY GILES SAVAGE.

Witnesses:

WM. J. SAVAGE,
JOHN A. MCGUIRE.