

J. J. ADGATE.
Covering for Pulley.

No. 217,038.

Patented July 1, 1879.

Fig. 1.

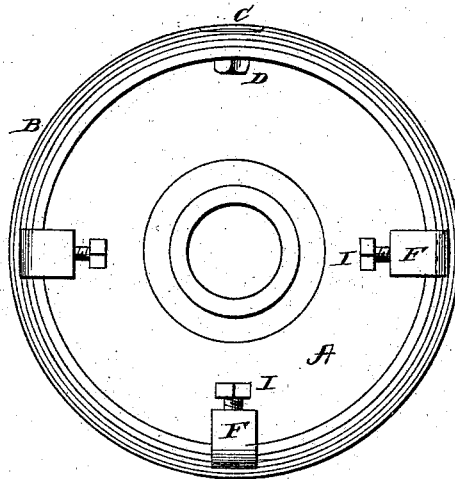


Fig. 2.

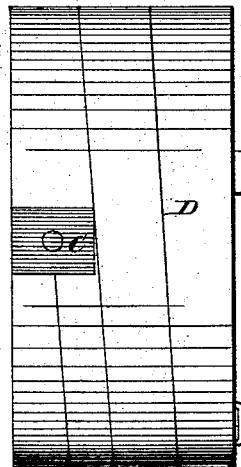
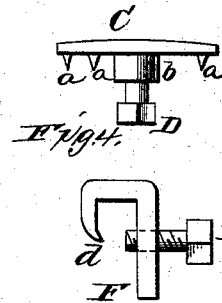
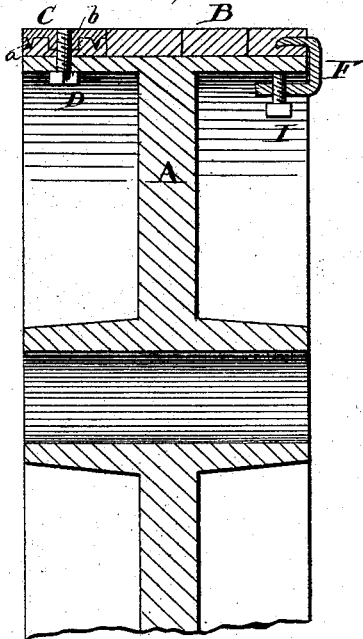


Fig. 3.



WITNESSES

F. L. Curand
H. Aubrey Toulmin

By

INVENTOR

J. J. Adgate
Alexander Watson
ATTORNEYS

UNITED STATES PATENT OFFICE.

JOSEPH J. ADGATE, OF NEW YORK, ASSIGNOR TO ROBERT C. FLACK, OF
TARRYTOWN, N. Y.

IMPROVEMENT IN COVERINGS FOR PULLEYS.

Specification forming part of Letters Patent No. **217,038**, dated July 1, 1879; application filed
December 27, 1878.

To all whom it may concern:

Be it known that I, JOSEPH J. ADGATE, of New York, in the county of New York, and in the State of New York, have invented certain new and useful Improvements in Pulleys; and do hereby declare that the following is a full, clear, and exact description of the invention, reference being had to the accompanying drawings, and to the letters of reference marked thereon, making a part of this specification.

My invention relates to coverings for pulleys; and it consists in the construction of devices for securing the covering in place, as will be hereinafter more fully set forth.

In order to enable others skilled in the art to which my invention appertains to make and use the same, I will now proceed to describe its construction and operation, referring to the annexed drawings, in which—

Figure 1 is an end view of a pulley embodying my invention. Fig. 2 is a side view, and Fig. 3 a vertical section, of the same. Fig. 4 shows the fastening devices separate.

A represents the pulley, provided with a covering made of strips B, of suitable material. Ordinarily the cover is held in place by drilling holes in the edge of the pulley and riveting, which makes a slow and expensive job; besides, the rivets cut the belts.

By my invention the fastening is very quick and cheap, and when the cover stretches, as it is likely to do, it is but a moment's work to loosen a set-screw and tighten again without making any holes in the cover.

C represents the lock-plate on the surface of the wheel, which fastens the ends of the strip. This plate is provided with a series (six, more

or less) of projections, *a*, generally four on one end and two on the other, so that two of them go into the end of the strip of cover, and corresponding two in the part of cover that comes around and meets the end. The other two go into the strip opposite the joint, and so lock them all together.

A set-screw, D, is passed from the inside through the wheel into the center of the plate, where a hub, *b*, is formed for that purpose.

F F are side hooks, formed with hook *d* at the ends to go in the split covering. Each side hook, F, has a set-screw, I, having its end concaved, so as to give a better bearing, and not so likely to slip, as it will cut a circle in the wheel.

The face-plate C is drawn down with the screw D even with the surface of the covering, so that there is nothing to wear or hurt the belt.

Having thus fully described my invention, what I claim as new, and desire to secure by Letters Patent, is—

1. The face-plate C, provided with the projections *a* and hub *b*, in combination with the pulley A, covering B, and screw D, as and for the purposes herein set forth.

2. The side hooks, F, with set-screws I, in combination with the pulley A and covering B, as and for the purposes set forth.

In testimony that I claim the foregoing I have hereunto set my hand this 20th day of December, 1878.

JOSEPH J. ADGATE.

Witnesses:

L. P. STRYKER,
SAM. TRO. SMITH.