

L. H. ROGERS.
Combined Envelope and Letter-Sheet.

No. 217,155.

Patented July 1, 1879.

Fig. 1.

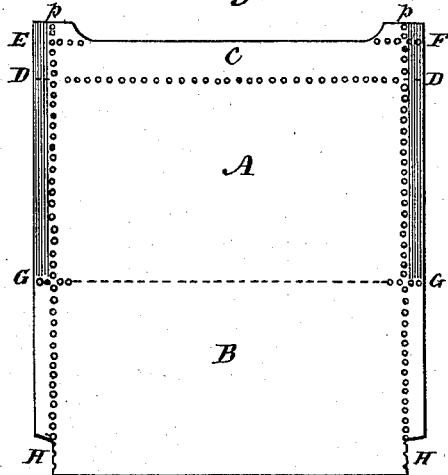


Fig. 3.

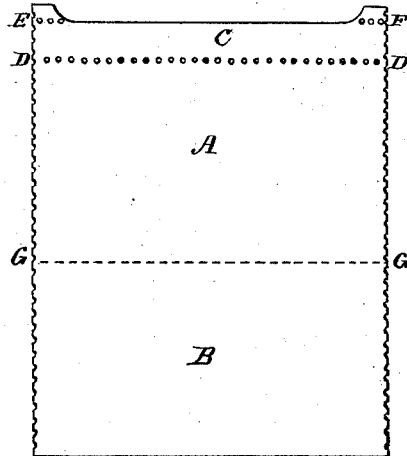


Fig. 2.

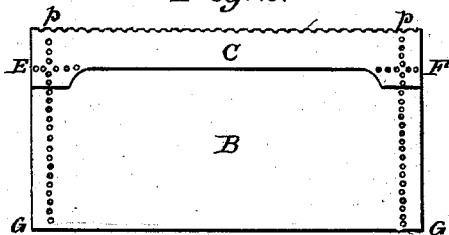
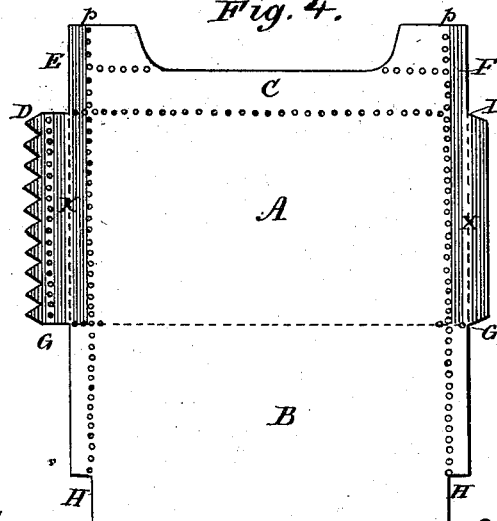


Fig. 4.



Witnesses:

E. E. Masson
E. A. Dick

Inventor:

Lebeus H. Rogers
by A. Pollak
his attorney.

UNITED STATES PATENT OFFICE.

LEBBEUS H. ROGERS, OF NEW-YORK, N. Y.

IMPROVEMENT IN COMBINED ENVELOPE AND LETTER-SHEET.

Specification forming part of Letters Patent No. **217,155**, dated July 1, 1879; application filed January 30, 1879.

To all whom it may concern:

Be it known that I, **LEBBEUS H. ROGERS**, of New York, in the county of New York and State of New York, have invented a new and useful Improvement in Combined Envelope and Letter-Sheet, which improvement is fully set forth in the following specification.

The nature of my invention is to arrange the sheet so that it can be more easily opened than is usual in such sheets, and at the same time save and utilize all or a portion of the usually-wasted flap.

In the Barnes patent, (No. 171,497, December 28, 1875,) to open the sheet, the two sides are first torn off and the top or third opening edge is then severed by forcing the finger all the way across the inside of the sheet, which last operation is annoying and also difficult to do without tearing the letter-sheet within the line of perforation.

By my invention this defect is obviated and the letter-sheet envelopes are also otherwise improved.

It consists in a letter or note sheet envelope adapted to be opened by two tearings of side perforations; also, in the construction or formation and arrangement of the flap so that all or portions of it may be used as a stub for filing away the letter-sheet, and in the particular construction or formation and arrangement of parts of the letter-sheet, as hereinafter more fully set forth.

The following description will enable those skilled in the art to make and use my invention, reference being had to the accompanying drawings, in which—

Figure 1 represents an open letter or note sheet envelope made in accordance with this invention, not provided with means for sealing in the center; Fig. 2, a view of the same closed or sealed; Fig. 3, a view of the same after it has been unsealed and opened, and Fig. 4 an open letter-sheet envelope constructed to give additional thickness and strength to the borders.

The same letters refer to like parts on all the figures.

A and B are, respectively, the upper and lower folds, and C the flap. A line of perforations, at a suitable distance from each edge, is made, as represented by *p*. I only put mu-

cilage on the flap and folds beyond the side perforations, as represented by the fine lines. When the sheet as represented in Fig. 1 is folded it appears as in Fig. 2.

The flap should be of such character as not to be readily caught and torn up when sent through the mails. It is therefore preferably cut away at its outer edge, as shown, to leave projecting wings at the sides, by which the envelope is sealed. The edge may, however, be straight or even rounded slightly outward.

To open the sheet only two tearings are necessary, instead of three, as in the Barnes patent, for all that is necessary to do is to tear off the two side lines of perforations, and, there being no mucilage on the usual place at the middle part of the flap, the sheet opens and appears, as in Fig. 3, with the central and main part of the flap still remaining, which portion (it still being a part of the main sheet) can be used by the receiver as a stub to file away the sheet in the letter-clips or patented binders that so many business men are now using for filing away their correspondence. The printed letter-head can be put on this stub, thus giving more room below for the correspondence, and a crease or scratch be used instead of line of perforations D.

E and F are lines of perforations extending across the flap at a slight distance from its upper edge to assist in severing to make the flap or stub have an even edge for such filing purposes. If the flap C be made with a straight upper edge, the perforations E and F are unnecessary. The row of perforations D D is used as a folding-line, as I find perforations for folding a flat sheet serve better than indented or scratched lines or creases.

G G are partial lines of perforations, also used as a guide or folding-line, and extending inward from the edges a short distance only, so as not to interfere with the writing-space, for if the perforations were continued across the sheet the pen would catch in the holes and be annoying. These two partial lines of perforations may be connected with an indented line, scratch, or crease across the sheet; or this connecting-line may be sharp punctures, not cutting out a hole in the sheet, as do perforations. The corners of the lower fold are represented as cut away at H H to enable the

flap to be folded over and have only two thicknesses of paper outside of the perforations.

The cutting away of the portions at H H can be continued all the way up to the line G, providing the flap is as wide and as long as the fold A or B.

If it is found desirable to have three thicknesses of border-margins the full length to give additional strength, I add wings *x x* on one of the folds. In the drawings, Fig. 4, they are on fold A. These wings are folded around and sealed on the sides of lower fold. These folds *x x* can be serrated, embossed, chemically weakened, or perforated to act as a prevention from tampering. In the drawings different forms of wings are represented on opposite edges.

When the blank is made of heavy paper I make two or more rows of perforations instead of one, as the additional row or rows assists in tearing; or I have two or more rows on one fold and a less number on the opposite fold beneath.

Although I regard the method I have described of carrying my invention into effect as the best, modifications might yet be introduced without departing from the spirit of my said invention.

It is evident that certain parts might be used in connection with letter-sheet envelopes of ordinary or other suitable forms.

Instead of only two folds a larger number may be employed, sealing-margins being used on two of the folds only, or on as many more as desired.

I do not wish to confine the above plan of saving a portion or all of the flap as a stub for filing purposes to this shape of blank only, as as it can be adapted to other blanks as well.

I do not claim, broadly, a sheet of paper with opposite or side detachable sealing-borders; but

What I do claim, and desire to secure by Letters Patent, is—

1. A letter-sheet envelope having a closing-flap of the character specified, and provided with lines of side perforations, forming detachable margins both on the flap and on the main portion of the letter-sheet, the gum for sealing being applied to said margins, substantially as described, whereby the letter-sheet when folded is sealed at the sides in contradistinction to central sealing, and forms an envelope closed on all sides, but capable of being opened by two tearings of side perforations, as set forth.

2. A letter-sheet envelope having detachable gummed side margins and a closing-flap cut away at its outer edge, as shown, to leave at the sides projecting wings for sealing said flap, substantially as set forth.

3. A letter-sheet envelope having detachable gummed side margins, and provided with a closing-flap, the said flap having extensions or wings at its outer edge separated by perforations from the body of the flap, substantially as described.

4. A combined letter-sheet envelope having a closing-flap and adapted to be folded on a suitable number of folding lines, the same being provided with perforations extending partially across it at the line or lines of folding, and having also side rows of perforations with gummed portions outside thereof, substantially as described.

In testimony whereof I have signed this specification in the presence of two subscribing witnesses.

LEBBEUS H. ROGERS.

Witnesses:

J. C. SAXTON,
W. L. BURNETT.