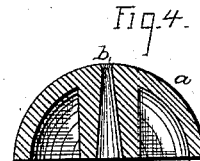
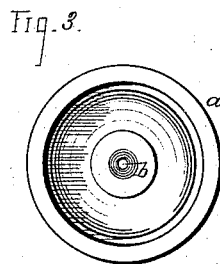
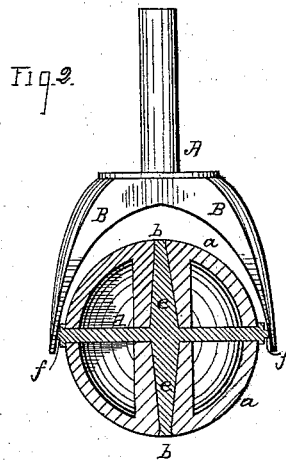
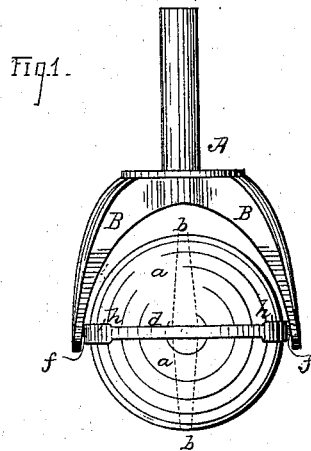


J. H. SCHLOTT.  
Caster.

No. 217,160.

Patented July 1, 1879.



WITNESSES -  
*Chas. Gill*  
*Joseph Newton*

INVENTOR -  
*John H. Schlott*  
By his atty.  
*Cox and Cox*

# UNITED STATES PATENT OFFICE.

JOHN H. SCHLOTT, OF FREEPORT, ASSIGNOR TO JOHN S. EMMERT AND  
LOUIS F. BURRELL, OF CHICAGO, ILLINOIS, ONE-FOURTH TO EACH.

## IMPROVEMENT IN CASTERS.

Specification forming part of Letters Patent No. **217,160**, dated July 1, 1879; application filed  
June 3, 1879.

*To all whom it may concern:*

Be it known that I, JOHN H. SCHLOTT, of Freeport, in the county of Stephenson and State of Illinois, have invented a new and useful Improvement in Furniture - Casters, of which the following is a specification, reference being had to the accompanying drawings.

The invention relates to an improvement in furniture-casters; and consists in the specific construction of the devices hereinafter set forth and claimed; the object being to construct a caster which will permit the article to which it is attached to be moved freely and in any direction.

Referring to the accompanying drawings, Figure 1 is a plan view of the invention. Fig. 2 is a central vertical longitudinal section of same. Figs. 3 and 4 are detached views, showing the interior and a section of the hemisphere *a*.

In the accompanying drawings, *A* represents the caster-frame, having at its lower portion the forked arms *B*, provided in their lower ends with suitable apertures to receive the pivots hereinafter mentioned.

The ball of the caster is composed of three sections—two hemispheres and a central disk, as shown. The hemispheres *a* have their interior, between their center and outer superficies, removed, in order to lighten the ball and insure an easy movement, and are provided with the coincident apertures *b*, for the purpose hereinafter set forth. The central disk, *d*, consists of a thin metal plate, having the pivots *e* cast upon and at right angles to its opposite faces, and the pivots *f* cast upon its opposite edges, adjacent the pivots *f* the edges being supplied with the flanges *h*, in order to strengthen them and to receive the edges of the hemispheres *a*.

When in position the plate *d* is placed between the arms *B*, and the pivots *f* inserted in the apertures in their lower ends, so as to have a free rotary movement. The hemispheres *a* are then placed upon the opposite faces of the plate *d*, the pivots *e* entering the coincident

apertures *b*, and serving as bearings upon which the sections of ball may revolve.

The ends of the pivots *e* may be tapped or otherwise suitably enlarged, in order to prevent the hemispheres *a* slipping off.

By this construction it is manifest that the sections of ball can revolve independently upon their pivots, and that the ball, as an entirety, can revolve upon the pivots *f*. Thus the article to which the caster is attached can be moved in a direct line in any direction.

Heretofore furniture-casters consisting of two hemispheres mounted upon axles on opposite sides of a central plate or disk have been constructed; but in such instance the axles on opposite sides of the central plate have not been cast with the plate, and have been threaded to retain the hemispheres in position, the said hemispheres being solid. This form of caster is well known; but in use it is perfectly plain that by reason of the threaded axles the hemispheres will be either worked off or will not revolve at all when the article to which the caster is attached is moved either backward or forward. The solid hemispheres will not revolve so freely as hollow ones.

The present invention is to obviate the above difficulties, which it does by casting the axles on opposite sides and edges of the central plate and by making the hemispheres hollow.

What I claim as my invention, and desire to secure by Letters Patent, is—

In a furniture-caster, the plate *d*, having the pivots *e* cast upon its opposite faces and the pivots *f* cast upon its opposite sides, in combination with the sections of ball *a* and caster-frame *A*, substantially as set forth.

In testimony that I claim the foregoing improvement in furniture-casters, as above described, I have hereunto set my hand this 13th day of August, 1878.

JOHN H. SCHLOTT.

Witnesses:

HIRAM BRIGHT,  
R. H. WILES.