

W. S. WEBSTER.
Harness-Saddles.

No. 217,179.

Patented July 1, 1879.

Fig. 1.

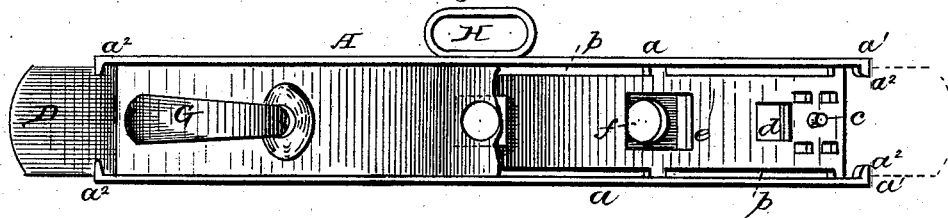


Fig. 2.

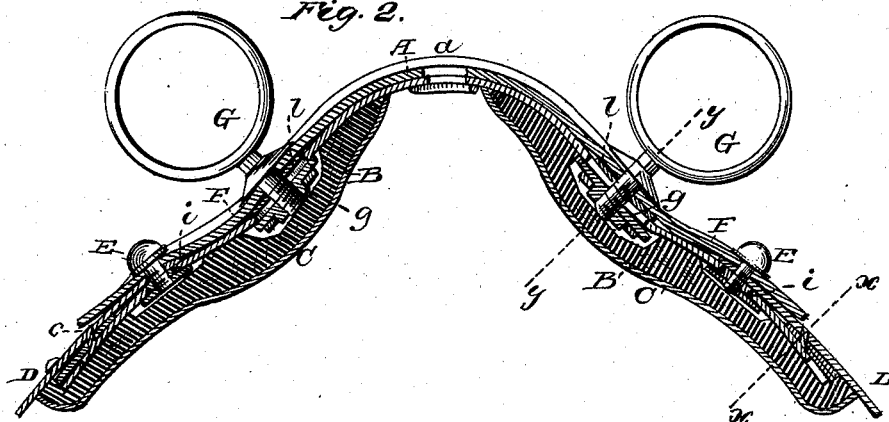


Fig. 3.

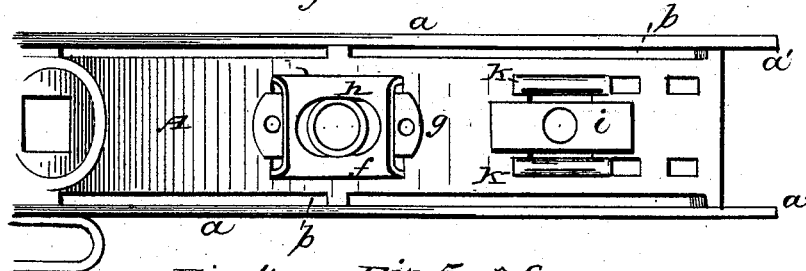


Fig. 4.

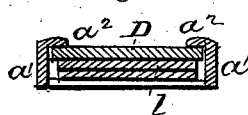
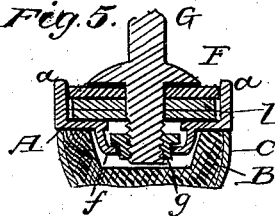


Fig. 5.



Witnesses
Fred. G. Dieterich.
August Peterson!

Twentor
Williams & Webster.
by Louis Bagger & Co.
Attorneys.

UNITED STATES PATENT OFFICE.

WILLIAM S. WEBSTER, OF HARTFORD, CONNECTICUT.

IMPROVEMENT IN HARNESS-SADDLES.

Specification forming part of Letters Patent No. **217,179**, dated July 1, 1879; application filed May 5, 1879.

To all whom it may concern:

Be it known that I, WILLIAM SATTONSTALL WEBSTER, of Hartford, in the county of Hartford and State of Connecticut, have invented certain new and useful Improvements in Harness-Saddles; and I do hereby declare that the following is a full, clear, and exact description of the invention, which will enable others skilled in the art to which it appertains to make and use the same, reference being had to the accompanying drawings, which form a part of this specification, and in which—

Figure 1 is a top view of my improved harness-saddle, showing one side of the tree or pad-plate naked. Fig. 2 is a longitudinal section. Fig. 3 is a view of the under side of one half of the pad-plate. Fig. 4 is a cross-section on line *x x* in Fig. 2, and Fig. 5 is a similar section on line *y y* in the same figure.

Similar letters of reference indicate corresponding parts in all the figures.

This invention relates to harness saddles and pads; and consists in an improved construction and arrangement of parts, substantially as hereinafter more fully described, and pointed out in the claims.

In the drawings, A is the tree or pad-plate, which is made of metal, and provided with parallel side flanges, *a a*. A portion of the flat body of the plate is cut away on each side along the flanges *a a*, to form narrow slots or openings *b b*, and the flanges *a a* are continued a short distance beyond the ends of plate A, to form spurs *a' a'*, the upper edges of which are bent inwardly to form lips *a'' a''*, as shown more clearly in Fig. 4.

The lower end of the plate (on each side) is made with a pin or hook, *c*, above which is an opening, *d*, for the insertion of the screw which fastens the upper end of the skirt upon the plate. Above this opening is another opening or slot, *e*, for the insertion of the terret-shank. Upon the under side of this opening is formed a nut-box, *f*, into which the shouldered terret-nut *g* is inserted, its screw-threaded shoulder projecting down through an oval opening, *h*, made in the bottom of the box.

The pad or packing B, which is preferably made of molded rubber, in one piece, with recesses cut into its upper face to accommodate

the nut-box *f* and skirt-nut *i*, after having been placed in position upon the under side of the pad-plate, is held firmly in place by the leather covering C, the edges of which are inserted through the slots *b b* in plate A, and united by stitching across the top of the plate. In this manner the pad is firmly secured upon the plate, and the edges of the pad and its covering coming inside of the flanges *a a*, these serve to protect it and prevent wear or chafing of the edges.

D is the skirt, which is fitted upon the plate A at its lower end, between the flanges *a a* and their projections or spurs *a' a'*, below the lips *a'' a''*. The skirt is perforated to receive the pin or hook *c*, and also to admit of the insertion of the pad-screw E. F is the housing, which is fitted upon the top of the plate between the side flanges, *a a*, overlapping the skirt, and held firmly down upon this by the pad-screw E, the nut *i* of which is inserted between two parallel shoulders, *k k*, one on each side of the opening *e*, upon the under side of the pad-plate. The housing is further held in place by the terrets G and check-line hook H, leather washers or packing *l* being inserted between the skirt and nuts and housing and nuts, wherever required.

By the arrangement of the terret-nuts *g* in boxes *f*, formed upon the under side of the pad-plate, these nuts may readily be removed and reinserted whenever desired, openings being cut in the meeting edges of the pad-cover surrounding the opening *e*, which opens down into the nut-box *f*. All that is necessary is to unscrew the pad-screw E and terret G, so that the housing may be lifted up from the plate, after which the terret-nut may readily be withdrawn from its box or receptacle on the under side of the plate.

Having thus described my invention, I claim and desire to secure by Letters Patent of the United States—

1. As an improvement in harness-saddles, the tree or pad-plate A, having side flanges, *a a*, and slots *b b* adjacent to said side flanges, and extending the entire length of the plate, substantially as and for the purpose shown and specified.

2. In combination with the pad-plate A, hav-

ing side flanges, *a a*, and slots *b b* adjacent to said side flanges, and extending the entire length of the plate, the packing *B* and cover *C*, the edges of which are inserted through said slots *b b* and stitched together upon the top of the plate, substantially as and for the purpose set forth.

3. The pad-plate *A*, provided with the flanged extensions or spurs *a¹ a¹*, having lips *a² a²*, pin or hook *c*, and shouldered opening *d*, in com-

bination with the pad-screw *E*, nut *i*, and skirt *D*, substantially as set forth.

In testimony that I claim the foregoing as my own I have hereunto affixed my signature in presence of two witnesses.

WILLIAM SATTONSTALL WEBSTER.

Witnesses:

M. F. DOOLEY,
JOHN WARD.