
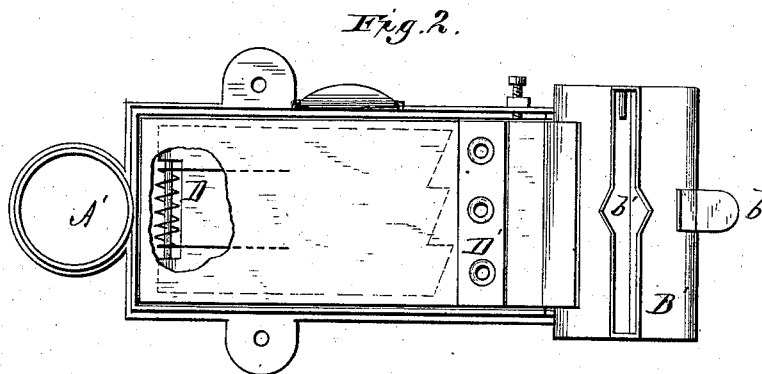
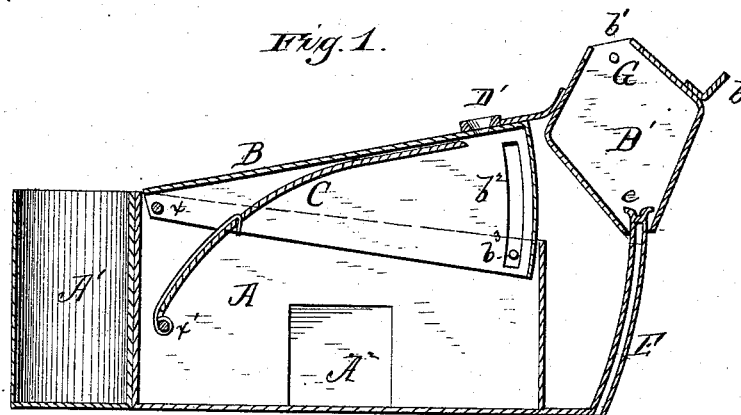


W. C. SHIMONECK.
 Combined Cigar-Cutter and Match-Safe.
 No. 217,298. Patented July 8, 1879.



Witnesses.
P. L. Ouraud
W. L. Smith

Inventor,
W. C. Shimoneck
By H. J. Curtis
Attorney.

UNITED STATES PATENT OFFICE.

WILLIAM C. SHIMONECK, OF WASHINGTON, DISTRICT OF COLUMBIA.

IMPROVEMENT IN COMBINED CIGAR-CUTTER AND MATCH-SAFE.

Specification forming part of Letters Patent No. **217,298**, dated July 8, 1879; application filed May 28, 1879.

To all whom it may concern:

Be it known that I, WILLIAM C. SHIMONECK, of Washington, in the county of Washington and District of Columbia, have invented certain new and useful Improvements in Combined Cigar-Cutter and Match-Safe; and I do hereby declare the following to be a full, clear, and exact description of the invention, such as will enable others skilled in the art to which it appertains to make and use the same, reference being had to the accompanying drawings, and to letters of reference marked thereon, which form a part of this specification.

My invention relates to a combined cigar-stub cutter and match-safe; and the novelty consists in the construction and arrangement of parts, as will be more fully hereinafter set forth, and specifically pointed out in the claim.

In carrying out my invention, I employ a box or body, preferably of rectangular form, having a sliding door, working in proper guides, and an attached reservoir or cup for ashes, tooth-picks, or other proper and convenient purposes. A curved slotted standard operates loosely in a match-reservoir, rigid with a pivoted cover, as shown. This cover is held out of contact with the body by the constant force of a spiral or other spring, and is provided with apertures of different diameters, adapted to receive the points of different-sized cigars. A knife, having inclined cutting-surfaces to correspond with the apertures aforesaid, is pivoted to the body, and a proper spring holds it in constant contact with the hinged or pivoted cover. A curved slot, holding a guide pin or lug, prevents the cover from springing out of operation, and a proper thumb-bearing allows convenient operation of the device.

Referring to the drawings, A represents the rectangular box or body, having the sliding door A², to allow the removal of clippings, and an attached cup or reservoir, A¹, for tooth-picks, matches, or the like.

Rigid with the bottom plate of this body A is a curved standard, E, having a recess, *e*, in its upper extremity, of proper proportion to receive and hold one match at a time. This standard describes a segment of a circle corresponding to an arc made from the pivot *x* of a hinged cover, B, having two or more circular apertures, D', to receive the points of cigars, and carrying a match receptacle or reservoir, B', with a hopper or mouth, *b*¹, and a thumb-plate, *b*, as shown. A curved guide, *b*², serves to modify or control the upward stroke of the cover, in connection with a pin, *b*³, as shown.

Pivoted to the body at *x'* is a spring-knife, C, held in constant contact with the hinged cover B by a spiral or other proper spring, D, and it is provided with two or more inclined cutting-edges, *c*, to give a draw cut to the point of a cigar inserted in the orifice D', as shown.

A lug or stud, G, upon the inner surface of the match-safe B', serves to tip the match into convenient grasping attitude, the corresponding corner of the curved standard E being properly cut away to allow this action.

The match-safe operates to present one match tilted at each depression of the hinged plate B, and the cutting device operates automatically with a draw cut, as shown.

What I claim as new, and desire to secure by Letters Patent of the United States, is—

The box A A², standard E *e*, spring D, and knife C *c*, combined with the cover B, having apertures D', match-safe B' *b* *b*¹, and lug G, as and for the purpose set forth.

In testimony that I claim the foregoing I have hereunto set my hand this 28th day of May, 1879.

WM. C. SHIMONECK.

Witnesses:

H. CLAY SMITH,
H. J. ENNIS.