

E. GOURLEY.
Scoops.

No. 217,528.

Patented July 15, 1879.

Fig. 1.

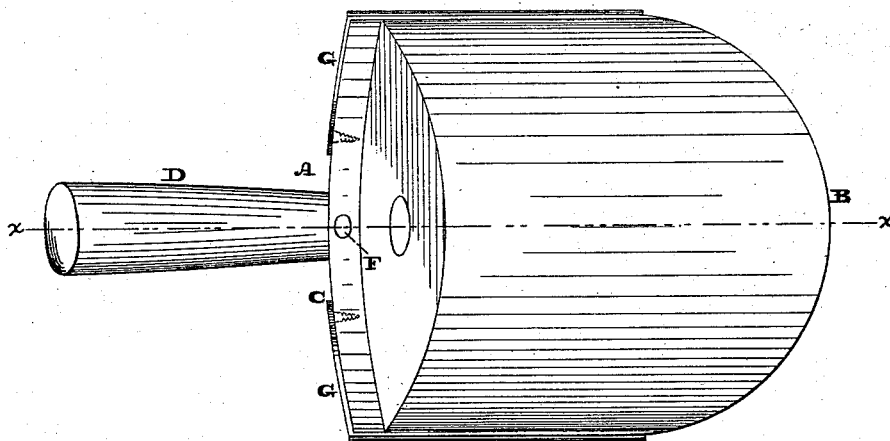


Fig. 2.

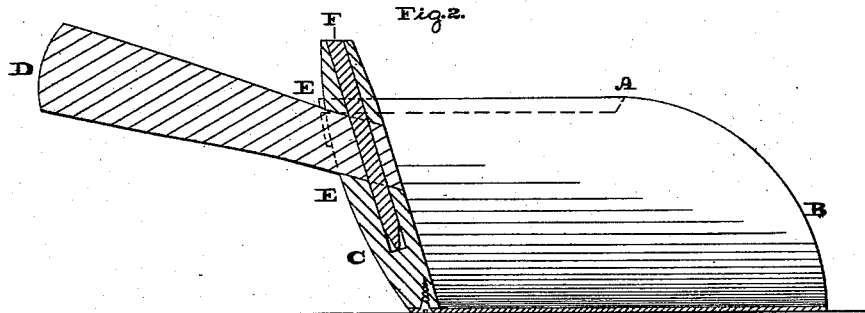
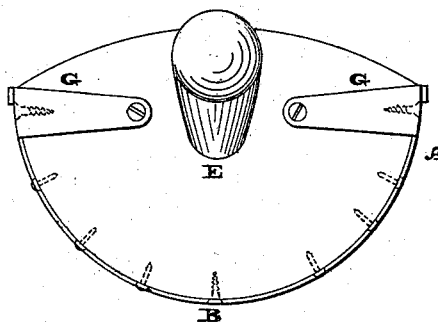


Fig. 3.



Witnesses:

R. P. Grant,
H. D. Fisher

Inventor:

E. Gourley,

by

John A. Anderson

ATTORNEY.

UNITED STATES PATENT OFFICE.

ELWOOD GOURLEY, OF PHILADELPHIA, PENNSYLVANIA.

IMPROVEMENT IN SCOOPS.

Specification forming part of Letters Patent No. **217,528**, dated July 15, 1879; application filed May 26, 1879.

To all whom it may concern:

Be it known that I, ELWOOD GOURLEY, of the city and county of Philadelphia and State of Pennsylvania, have invented a new and useful Improvement in Scoops, which improvement is fully set forth in the following specification and accompanying drawings, in which—

Figure 1 is a top or plan view of the scoop embodying my invention. Fig. 2 is a longitudinal vertical section thereof in line *xx*, Fig. 1. Fig. 3 is a rear view thereof.

Similar letters of reference indicate corresponding parts in the several figures.

My invention consists of tongues, which are continuous, of the bowl, and screwed or otherwise secured to the head, whereby the connection of the bowl and head is additionally strengthened.

It also consists in securing the handle to the head by a pin which braces the head.

It also consists of the combination of parts forming an improvement in scoops.

Referring to the drawings, A represents a scoop, consisting of the metallic bowl B, wooden head C, and handle D. The head C is set back or inclined, and forms an obtuse angle with the bottom or center of the bowl, by which provision, when the scoop is tilted in order to discharge the contents thereof, the material slides from the face of the head, and as the greatest quantity thereof is at top, owing to the increased space provided thereat by the incline of the head, it is evident that the bowl will quickly clear itself. The head C has a swell, E, adjacent to the portion through which the handle is passed, whereby a large surface is provided for the attachment of the handle, thus insuring the connection of the handle, and further surety is provided by

means of a pin, F, which is passed vertically through the head, then through the handle, and again through the head, so that the withdrawal of the handle is prevented. The pin F furthermore serves as a brace solidly within the head, and thus vastly strengthens the same, whereby a strong scoop is produced.

The edge of the bowl is nailed or screwed to the side of the head, as usual, but as great strain is occasioned at the place of connection of the top of the bowl and head, I extend the bowl, as at G, thus producing bracing-tongues, which are lapped around the rear face of the back and screwed thereto, the advantages whereof are evident.

The screws of the tongues will enter the swell E, and thus acquire greater hold on the head.

If desired, the top edges of the bowl may be strengthened by beads.

Having thus described my invention, what I claim as new, and desire to secure by Letters Patent, is—

1. The bracing-tongues G, continuous of the bowl B of the scoop, substantially as and for the purpose set forth.

2. The scoop-head C and handle D, in combination with the pin F, which is passed solidly through the head, then through the handle, and again through the head, to brace and strengthen the head, substantially as and for the purpose set forth.

3. The bowl B, tongues G, head C, handle D, and pin F, combined and operating substantially as and for the purpose set forth.

ELWOOD GOURLEY.

Witnesses:

A. P. GRANT,
JOHN A. WIEDERSHEIM.