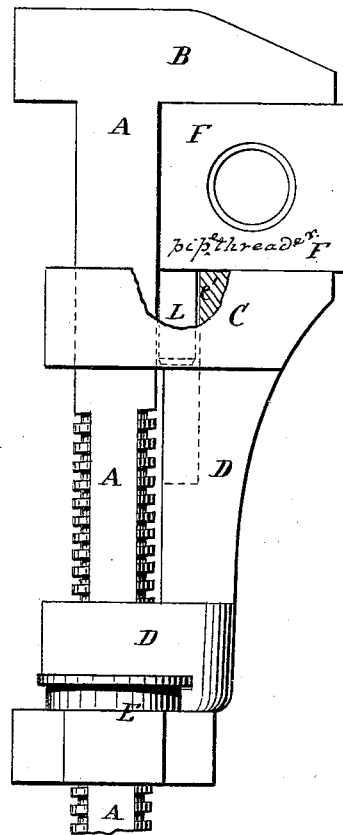


B. W. LLOYD.  
Monkey-Wrench.

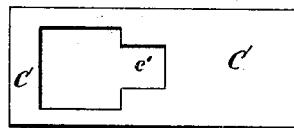
No. 217,697.

Patented July 22, 1879.

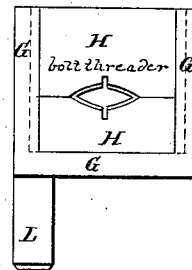
*Fig: 1.*



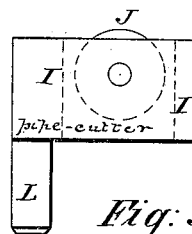
*Fig: 2.*



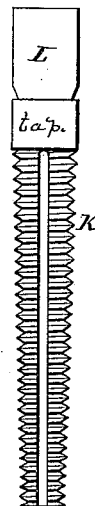
*Fig: 3.*



*Fig: 4.*



*Fig: 5.*



WITNESSES:

*Achilles Schehl.*  
*G. Sedgwick*

INVENTOR:

*B. W. Lloyd*  
BY *Munn & Co.*

ATTORNEYS.

# UNITED STATES PATENT OFFICE.

BAZIEL W. LLOYD, OF JACKSON, LOUISIANA.

## IMPROVEMENT IN MONKEY-WRENCHES.

Specification forming part of Letters Patent No. **217,697**, dated July 22, 1879; application filed June 13, 1878.

### *To all whom it may concern:*

Be it known that I, BAZIEL W. LLOYD, of Jackson, in the parish of East Feliciana and State of Louisiana, have invented a new and useful Improvement in Monkey-Wrenches, of which the following is a specification.

Figure 1 is a side view of my improved wrench, shown as holding a pipe-die, and part being broken away to show the construction. Fig. 2 is a face view of the sliding jaw. Fig. 3 is a detail view of a screw-die. Fig. 4 is a detail view of a pipe-cutter. Fig. 5 is a detail view of a nut die or tap.

Similar letters of reference indicate corresponding parts.

The invention will first be described in connection with the drawings, and then pointed out in the claim.

A represents the shank of the wrench; B, the stationary jaw; C, the sliding jaw. D is the sliding-jaw stem. E is the adjusting-nut. As thus far described there is nothing new.

In the sliding jaw C is formed a socket, *c'*, at the side of the hole through which the shank A passes.

F is a die for cutting threads upon the ends of gas-pipes, water-pipes, &c. G is a frame for holding dies H for cutting threads upon bolts. I is a frame in which is pivoted a rotary knife, J, for cutting off pipes. K is a tap for cutting threads in nuts. Upon each of these tools is formed an arm, L, of such a size and shape as to fit into the socket *c'* in the sliding jaw C of the wrench, so that each of the said tools may be held and operated by the said wrench.

Having thus described my invention, I claim as new and desire to secure by Letters Patent—

The combination of the box G, having arm L, the screw-cutter sections H H, held in said box, and the wrench A, having parallel jaws B C, of which the movable one is provided with socket *c'*, as and for the purpose specified.

BAZIEL WINANS LLOYD.

Witnesses:

ALFRED HAZARD,  
J. H. KIBLINGER.