

E. S. MORTON.
Bow.

No. 217,741.

Patented July 22, 1879.

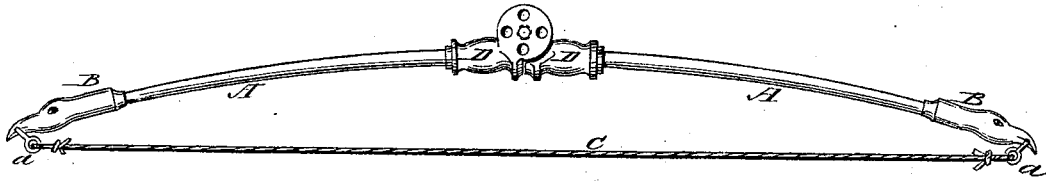


Fig. 1

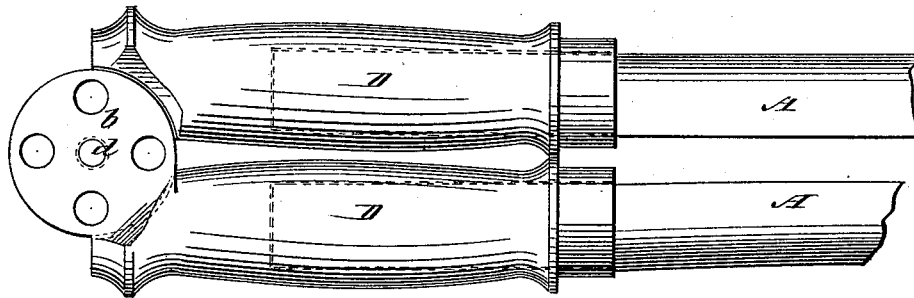


Fig. 2.

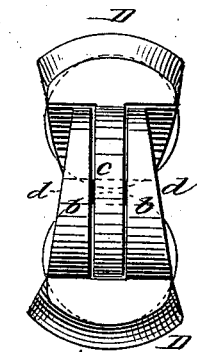


Fig. 3.

WITNESSES:

Francis Mc Ardle
C. Sedgwick

INVENTOR:

E. S. Morton
BY *Mum Co*

ATTORNEYS.

UNITED STATES PATENT OFFICE.

EPHRAIM S. MORTON, OF PLYMOUTH, MASSACHUSETTS, ASSIGNOR TO HIMSELF, JOHN H. PARKS, AND HENRY W. LORING, OF SAME PLACE.

IMPROVEMENT IN BOWS.

Specification forming part of Letters Patent No. **217,741**, dated July 22, 1879; application filed June 18, 1879.

To all whom it may concern:

Be it known that I, EPHRAIM S. MORTON, of Plymouth, in the county of Plymouth and State of Massachusetts, have invented a new and Improved Bow for Archery, of which the following is a specification.

The object of this invention is to put the bow in a more compact form, to facilitate packing and carrying it about.

It consists in making the bow in two parts, and connecting these parts by a hinge-joint, so that when the bow is bent the hinge is opened, and held in that position by the string.

In the accompanying drawings, Figure 1 represents a bent bow provided with my improvements. Fig. 2 is a side view of portions of each end of the bow and of the hinged joint connecting them, and Fig. 3 is an end view of the joint.

Similar letters of reference indicate corresponding parts.

Referring to the drawings, A A are the wooden parts of the bow, having metal tips B B, with rings *a a* to receive the string C. The butts of the wooden parts are entered into metal sockets D D, and securely fastened therein. On the end of one of the socket-pieces, on the side corresponding to the back of the bow, are two circular projecting jaws, *b b*, and on the other, in the same position, is a projecting tongue, *c*, of the same form as the jaws between which it fits, and the two are connected together by a pin, *d*, passed through them. The ends of the socket-pieces outside the joint are squared off, so as to come together evenly and hold the socket-pieces in a straight line.

The socket-pieces, as will be observed, close together toward the back of the bow and open straight out toward the front. Thus when the bow is bent the socket-pieces are turned out straight, the squared ends thereof holding them in that position, while the wooden portions A A only bend and supply the necessary elasticity. When the bow is unbent the two parts are swung back against each other, as in Fig. 2, thus making the bow much more convenient to carry and pack, and also enabling the wooden parts to be bent back against each other, so as to completely unbend them, and thus preserve the strength of the bow and retain its elasticity.

Having thus described my invention, I claim as new and desire to secure by Letters Patent—

1. As an improvement in bows for archery, a bow composed of two parts, A A, connected together at the center by a hinged joint, so as to permit the two parts to be folded back against each other when the bow is unbent, but to hold them apart when bent, in the manner substantially as described.

2. In combination with the wooden portions A A, the metal sockets D D, with a hinged connection, and squared ends to hold the socket-pieces straight when the bow is bent, as and for the purpose substantially as described.

EPHRAIM S. MORTON.

Witnesses:

CHAS. O. CHURCHILL,
HENRY W. LORING.