


J. P. SIMONS.  
Gun-Wiper.

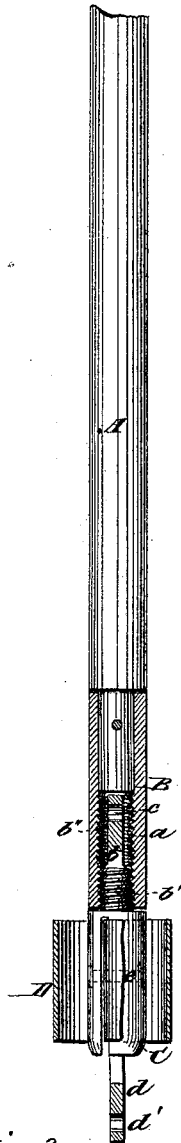
No. 217,752.

Patented July 22, 1879.

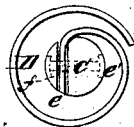
*Fig. 1.*



*Fig. 2.*



*Fig. 3.*



WITNESSES:

*Francis McArdle,*  
*C. Sedgwick*

INVENTOR:

*J. P. Simons*  
BY *Mumford*  
ATTORNEYS.

# UNITED STATES PATENT OFFICE.

JOHN P. SIMONS, OF SAN FRANCISCO, CALIFORNIA.

## IMPROVEMENT IN GUN-WIPERS.

Specification forming part of Letters Patent No. **217,752**, dated July 22, 1879; application filed November 30, 1878.

*To all whom it may concern:*

Be it known that I, JOHN P. SIMONS, of San Francisco, in the county of San Francisco and State of California, have invented a new and Improved Gun-Wiper, of which the following is a specification.

The object of this invention is to furnish a spring attachment for the swab, by which it will be pressed closely to the sides of the barrel, and thus effectually remove all dirt therefrom, said spring attachment also serving as a scraper for removing the lead that adheres to the barrel.

It consists of a helical spring, the fixed end attached to a metal stock that screws into the end of the ramrod. To the said spring is attached the cloth forming the swab, so that when entered into the barrel the spring retracts, but at the same time exerts a continued pressure, and thus causes the swab to take up and remove all accumulations. When used as a scraper the swab is removed, and the free knife-edge of the spring acts on the surface of the barrel and takes off the lead.

In the accompanying drawings, Figure 1 is a side elevation of my improvement screwed to a ramrod. Fig. 2 is a vertical section of the same. Fig. 3 represents an end view of the cloth attachment and scraper.

Similar letters of reference indicate corresponding parts.

Referring to the drawings, A represents the ordinary ramrod of a gun, to the lower end of which is fixed a metal socket, B, with an internal screw-thread, *a*. A cylindrical metal stock, C, has at one end a stud, *b*, with a short screw-threaded portion, *b'*, and an elongation, *b''*, containing a hole, *c*. At the opposite end of the stock is a similar stud, *d*, with a hole, *d'*, near its end.

A slot, *e*, is cut lengthwise in the stock C, and through the segment thus formed is drilled

a hole, coinciding with a hole through the stock, for the passage of a rivet or screw, (indicated by dotted lines *e'*.)

A helical spring is represented by the letter D. This is made of a flat piece of steel, nearly as wide as the stock is long. The fixed end *f* of this spring is slipped in the slot *e*, and confined therein by the rivet or screw *e'*, passed through a hole therein. The spring D is, of course, of a length proportioned to the diameter of the bore of the gun in which it is to be used.

The device thus formed is to be used in connection with the ramrod by screwing the stud *b* into the end of the rod; or it may be used as a field-wiper by attaching a string to each end in the holes in the ends of studs *b* and *d*, so that it can be drawn backward and forward through the barrel in breech-loaders, &c.

The swab is formed by fixing the cloth to the spring securely. Then, when inserted in the barrel, the spring retracts sufficiently to allow the swab to be inserted, but keeps it pressed against the sides, so that every particle of dirt is removed.

When the barrel is leaded, and it is desirable that it should be cleaned, the device is used alone as a scraper, and it will be found efficient.

Having thus described my invention, I claim as new and desire to secure by Letters Patent—

As an improvement in gun-wipers, the helical spring D, attached to the stock C, and adapted to be used in connection with the swab, or as a scraper for removing lead and other accretions from the surface of the bore of a gun or rifle, substantially as described.

JOHN P. SIMONS.

Witnesses:

JACOB J. REENER,  
JOHN E. HAMILL.