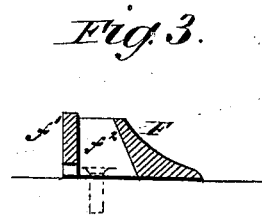
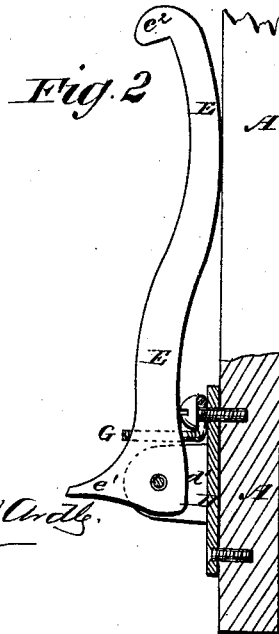



A. WITTE.
Door-Check.

No. 217,762.

Patented July 22, 1879.



WITNESSES:
Francis McCordy
G. Sedgwick

INVENTOR:
A. Witte
BY *Alvin R.*
ATTORNEYS.

UNITED STATES PATENT OFFICE.

AUGUST WITTE, OF KANSAS CITY, MISSOURI.

IMPROVEMENT IN DOOR-CHECKS.

Specification forming part of Letters Patent No. **217,762**, dated July 22, 1879; application filed May 14, 1879.

To all whom it may concern:

Be it known that I, AUGUST WITTE, of Kansas City, in the county of Jackson and State of Missouri, have invented a new and useful Improvement in Door-Checks, of which the following is a specification.

Figure 1 is a perspective view of my improved device, shown as holding a door open. Fig. 2 is a detail side view of the pawl, showing its position when not in use. Fig. 3 is a detail cross-section of the catch.

Similar letters of reference indicate corresponding parts.

The object of this invention is to furnish an improved device for holding a door open which shall be simple in construction and convenient in use, being so constructed that it may be readily operated by the foot.

The invention consists in the combination of the base-plate provided with the lugs, the pawl provided with the arm and the hook, and the catch-plate provided with the flange, the recessed bottom, and the hole made with an inclined forward side, with each other, to adapt them for use for holding a door open.

A represents the door, B the floor, and C the base-board, of a room. D is a plate, which is made with holes through its end parts, to receive the screws by which it is secured to the door A.

Upon the plate D are formed two lugs, d' , to and between which is pivoted the base of the pawl E. Upon the lower side of the base of the pawl E is formed an arm, e' , to strike against the lower part of the plate D, and serve as a stop to prevent the said pawl from dropping down too low. Upon the free end of the pawl E is formed a hook, e^2 , to engage with the catch F, and thus hold the door open.

The catch F is made with holes in its end parts to receive the screws by which it is secured to the floor, and with holes in the upwardly-projecting flange f^1 , formed upon its rear edge, to receive screws for securing it to the base-board C when desired.

The bottom of the catch F is recessed, as shown in Figs. 1 and 3, to allow the dust that may enter it to escape, and thus prevent it from becoming filled. The face of the catch F inclines upward toward its middle part, in which is formed a hole, f^2 , to receive the hook of the pawl E. The inner surface of the catch F, at the forward side of the hole through it, is inclined, as shown in Fig. 3, to prevent the pawl E from becoming unhooked accidentally.

G is a U-spring, the bend of which is bent upward and has an eye formed in it to receive the upper screw of the base-plate D. The arms of the U-spring G are so formed as to receive the pawl E between them when it is raised against the door A, and thus hold the said pawl when not in use.

With this construction the pawl E can be moved to fasten and unfasten the door with the toe of the foot, the arm e' serving as a rest for the foot in lowering the said pawl into position for fastening the door.

When the catch F is attached to the base-board C, as indicated by the holes in the said base-board, the base-plate D should be secured to the door A a little farther from its lower end, as indicated by the holes in the said door.

Having thus described my invention, I claim as new and desire to secure by Letters Patent—

The combination of the base-plate D, provided with the lugs d' , the pawl E, provided with the arm e' and the hook e^2 , and the catch-plate F, provided with the flange f^1 , the recessed bottom, and the hole f^2 , made with an inclined forward side, with each other, to adapt them for use for holding a door open, substantially as herein shown and described.

AUGUST WITTE.

Witnesses:

PHILIPP ZAHL,
E. C. NAGLE.