

F. H. KANE.  
Belt-Fasteners.

No. 217,878.

Patented July 29, 1879.

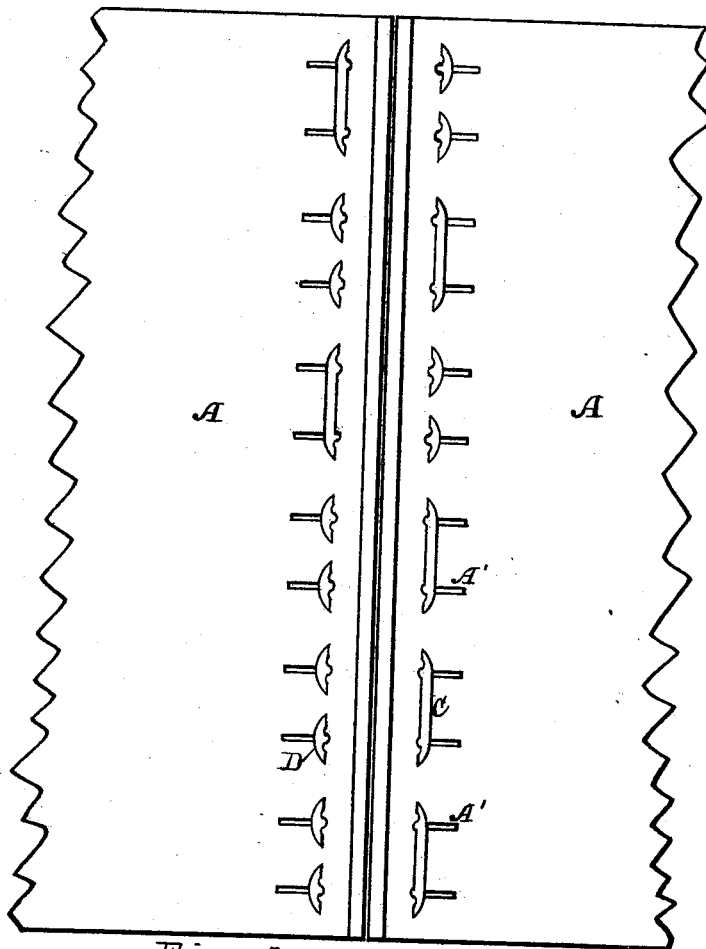


Fig. 1.



Fig. 2.

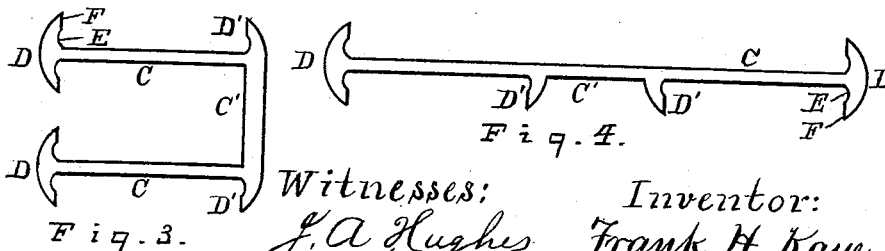


Fig. 3.

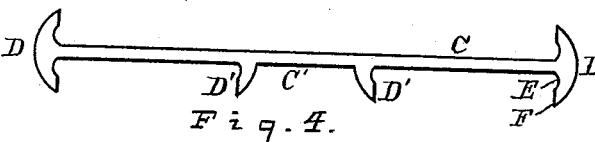


Fig. 4.

Witnesses:

J. A. Hughes  
B. F. Conrad

Inventor:

Frank H. Kane  
By J. S. Zerbe  
Atty

# UNITED STATES PATENT OFFICE.

FRANK H. KANE, OF CINCINNATI, OHIO.

## IMPROVEMENT IN BELT-FASTENERS.

Specification forming part of Letters Patent No. **217,878**, dated July 29, 1879; application filed May 3, 1879.

*To all whom it may concern:*

Be it known that I, FRANK H. KANE, of Cincinnati, in the county of Hamilton and State of Ohio, have invented a new and useful Improvement in Belt-Fasteners, which improvement is fully set forth in the following specification and accompanying drawings, in which—

Figure 1 is a top view of a section of belting provided with my fasteners. Fig. 2 is a side view of the same. Fig. 3 is a drawing of the fastener formed, and Fig. 4 is a blank of a fastener before being formed.

The object of my invention is to provide a belt-fastener or lace which shall overcome the difficulties so common to the ordinary fasteners—namely, tearing out of the belt or breaking and bending of the fasteners; and it consists in a U-shaped piece, provided at its ends with a peculiarly-shaped shank or head, as will hereinafter be more fully set forth.

In the drawings, A represents the ends of a belt, having slits or openings A' arranged opposite each other, as shown. C shows a blank of one of my improved fasteners, having at each end a head or shank made in the ordinary manner, so that its extensions will press upon the belting on each side of the slits A'.

I am aware that these heads are common when constructed with square projections ex-

tending out from the body C; but when so made they are liable to cause the belt to spread at the slitted portion, and eventually force their way out and through the belt. To obviate this difficulty I have cut away a portion of the under part of the head on each side of the body C, as shown at E. By this means the point F first touches the belt, and becomes embedded in the same, and while it holds the slitted parts together, it also keeps the fastener from turning or being pulled through the slit.

This blank, as shown in Fig. 4, is bent into a U shape, as shown in Fig. 3.

The base C' of the U-shaped fastener has also a lug or projection, D', provided with a hollowed portion similar to the shank D, for the purpose stated.

Having described my invention, what I claim as new, and desire to secure by Letters Patent, is—

A U-shaped belt-fastener provided at each end of its limbs with a shank, having a hollow formed in said shank on each side of the limb, and having also lugs or projections extending outwardly from the base of the fastener, similarly provided with a hollowed portion, substantially as and for the purpose specified.

FRANK H. KANE.

Witnesses:

J. S. ZERBE,  
B. F. CONRAD.