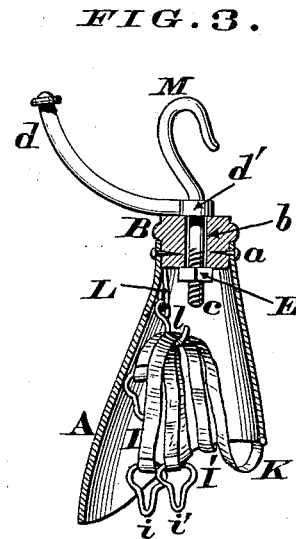
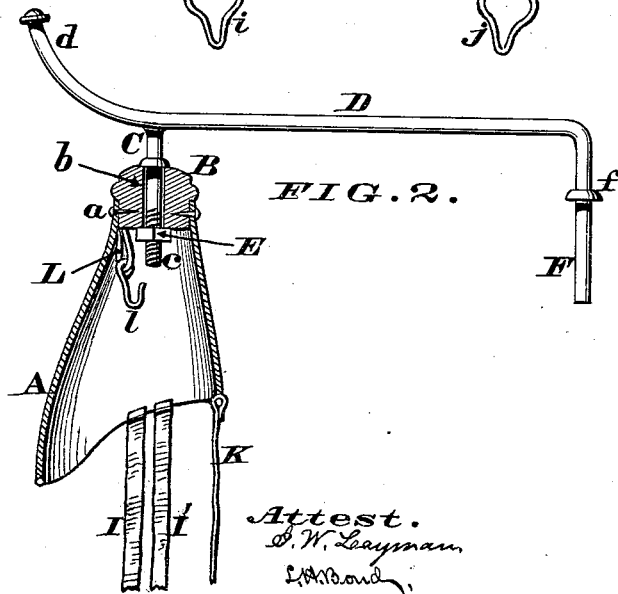
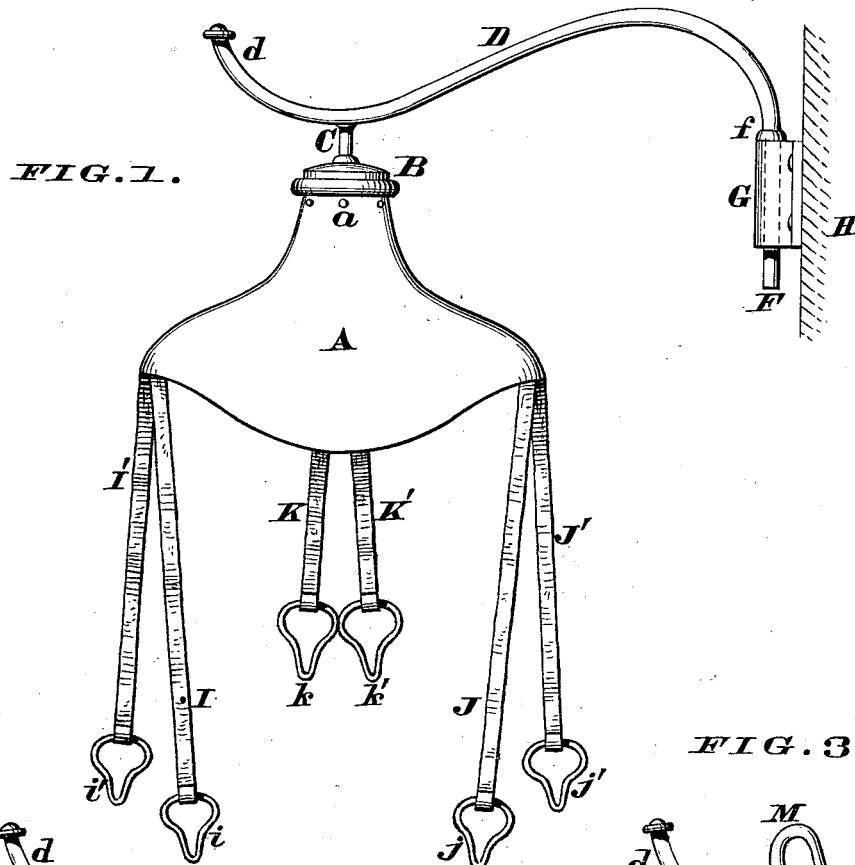


M. KREIS.  
Tailor's Dummy.

No. 217,881.

Patented July 29, 1879.



Inventor.

Martin Kreis

by James H. Layman

his Attorney.

Attest.  
D. W. Layman  
Esq.

# UNITED STATES PATENT OFFICE.

MARTIN KREIS, OF SPRINGFIELD, OHIO, ASSIGNOR, BY MESNE ASSIGNMENT,  
TO WILLIAM S. HUFFMAN AND JOHN M. BUCKINGHAM, OF SAME PLACE.

## IMPROVEMENT IN TAILORS' DUMMIES.

Specification forming part of Letters Patent No. **217,881**, dated July 29, 1879; application filed  
December 2, 1878.

*To all whom it may concern:*

Be it known that I, MARTIN KREIS, of Springfield, Clarke county, Ohio, have invented certain new and useful Improvements in Tailors' Dummies, of which the following is a specification.

The object of my invention is to provide a cheap and simple device for displaying coats, vests, pants, and other goods usually sold by tailors; and the dummy consists, essentially, of a bust having suitable straps or suspenders attached to it for supporting a pair of pants. This bust is hollow, and is preferably composed of leather or any other light and durable material capable of being readily molded or otherwise fashioned into the desired shape, and said bust is attached to a neck having an axial perforation to receive a screw-threaded stem, wherewith the dummy is suspended from a bracket or hanger. The stem depends from and is part of said bracket, the outer end of the latter being curved upwardly, so as to form a hook or support for an overcoat or hat. Furthermore, the hollow bust contains a concealed hook, upon which to hang a clothes-brush or broom; or said hook may be made use of for retaining the aforesaid suspenders within the bust when the dummy is designed merely for the display of coats and vests, as hereinafter more fully described.

In the annexed drawings, Figure 1 is a front elevation of my dummy, the bust being shown turned so as to dispose the shoulders of the same in line with the bracket. Fig. 2 is a vertical section of the dummy, the bust being represented as turned at right angles to the position shown in the preceding illustration; and Fig. 3 is a vertical section of a modification of my invention.

The principal member of my dummy is the hollow bust A, which may be composed of any material that is light and strong, and at the same time capable of being readily molded into the proper shape. I prefer, however, to make said bust of leather, and secure it to the neck B with screws or nails *a* or otherwise. Said neck is pierced axially at *b* for the passage of a stem, C, upon which stem the dummy rotates readily in either direction. This stem or pivot depends rigidly from a bracket, D,

and is screw-threaded at *c* to permit the engagement of a nut, E.

Bracket D may be of any appropriate shape, provided its outer end terminates with an up-turned branch or hook, *d*, of such size and form as to permit an overcoat or hat being hung on the same. Furthermore, this bracket has a shank, F, whose fixed collar *f* limits the insertion of said shank into the staple or other support G, which staple may be secured to a wall, H, or other fixture.

Secured near one of the shoulders of bust A are two straps or bands or suspenders, I I', whose lower extremities are provided, respectively, with eyes *i i'*, or other devices capable of being readily engaged with such buttons as are ordinarily applied to pantaloons. The other shoulder of the bust has two precisely similar flexible supports, J j J' j'. Attached to the back of the bust are two straps, K K', having eyes or other couplings *k k'*. These straps I I', J J', and K K' may be secured to the dummy in any convenient manner; but I prefer attaching them to a stout wire, which wire may be fastened around the margin of the bust with a suitable binding.

Attached either to the interior of the bust or to the lower end of neck B is a strap or loop, L, having a hook, *l*, which loop and hook are concealed within the bust.

My dummy is arranged in the following manner for displaying goods: The staple G or other support is first secured at the proper height to any suitable fixture, and the shank F of bracket D is then inserted in said staple, the bust A having been previously attached to said bracket by passing stem C through the perforation *b*, and then engaging nut E with screw *c* of said stem, as seen in Fig. 2.

To display a coat or vest, the garment is simply hung upon bust A, and then buttoned, if necessary, after which act the dummy can be freely rotated on stem C, so as to show up the article to the best advantage. If it should be desired to exhibit a full suit, the pants are first applied to the bust by engaging the eyes *k k'* with the back suspender-buttons, the other eyes, *i i'* and *j j'*, being hooked over the appropriate side suspender-buttons. The dummy having been thus dressed up, a hat may be

hung upon hook *d* to afford a correct idea of the complete outfit.

When the device is to be used exclusively for displaying coats and pants, the suspenders or straps *I I' J J' K K'* may be gathered up and hung upon the hook *l*, as seen in Fig. 3.

The above is a description of the dummy as adapted for displaying suits in tailor-shops, &c.; but it is evident the device may be employed for private use, in which case it can be hung in a wardrobe or closet or in a hall. When thus used in private the hook *l* can be employed for the suspension of a clothes-brush or broom, by which arrangement the brush will always be convenient when the garments are to be cleaned.

In the modification seen in Fig. 3 the hat-hook *d* is represented as provided with an eye, *d'*, to permit the passage of stem *C*, which stem constitutes part of another hook or ring-eye, *M*, wherewith the dummy may be suspended from a rod or cord.

I am aware that it is not new to construct tailors' dummies or coat-forms with a rigid bracket having a revolving bow at the outer end of the same upon which to suspend the garments, as such a device is seen in Letters Patent No. 8,858, issued April 6, 1852, to W. B. Olds, and therefore my claim to this part

of the invention is expressly limited to a dummy-bracket when adapted to swing to the right and left, and having at its outer end an up-turned projection, for the purpose specified.

I claim as my invention—

1. The within-described tailor's dummy, consisting, essentially, of the hollow bust *A*, attached to the neck *B*, and provided with the suspenders *I i I' i' J j J' j' K k K' k'*, as and for the purpose set forth.

2. An improved tailor's dummy, consisting of the hollow bust *A*, neck *B*, and suspenders *I i I' i' J j J' j' K k K' k'*, the interior of said bust being provided with a concealed strap, *L*, and hook *l*, for the purposes specified.

3. In a tailor's dummy, the swinging bracket *D*, provided with a shank, *F f*, for insertion in the support *G*, and having a rigidly-depending stem, *C*, screw-threaded at *c* for engaging with nut *E*, the free end of said swinging bracket being curved upwardly at *d* to form a hat-hook, as herein described.

In testimony of which invention I hereunto set my hand.

MARTIN KREIS.

Witnesses:

JAMES H. LAYMAN,  
GEO. H. KOLKER.