

C. O. MANNY.
Folding Device for Fabrics.

No. 217,889.

Patented July 29. 1879.

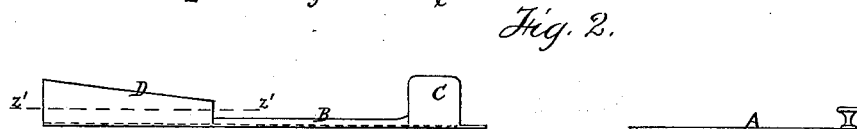
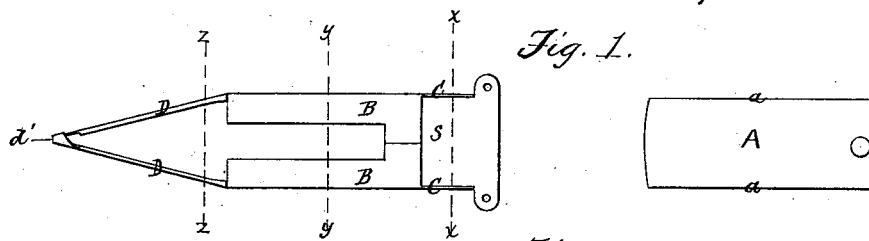


Fig. 5.

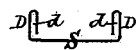


Fig. 4.

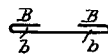


Fig. 3.

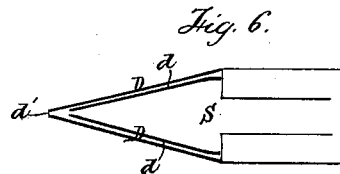



Fig. 7.

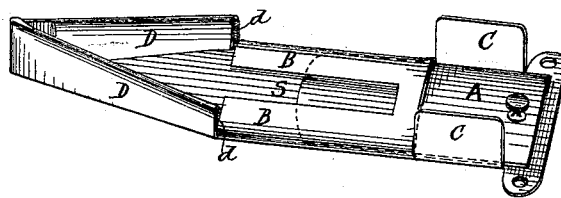


Fig. 12.



Fig. 10.



Fig. 8.

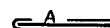


Fig. 13.



Fig. 11.



Fig. 9.



Witnesses.

E. B. Fairchild
Geo. W. Pierce.

Inventor.

C. Otto Manny
by Wright & Brown
Attys.

UNITED STATES PATENT OFFICE.

C. OTTO MANNY, OF BOSTON, ASSIGNOR TO CHARLES F. BROWN, OF
READING, MASSACHUSETTS.

IMPROVEMENT IN FOLDING DEVICES FOR FABRICS.

Specification forming part of Letters Patent No. **217,889**, dated July 29, 1879; application filed
June 20, 1879.

To all whom it may concern:

Be it known that I, C. OTTO MANNY, of Boston, in the county of Suffolk and State of Massachusetts, have invented certain Improvements in Apparatus for Folding and Pressing Strips of Fabric, of which the following is a specification.

This invention has for its object to provide simple and efficient means for forming two or more folds in a strip of fabric for the purpose of converting such strip into trimming for millinery or dress-making purposes, or into cravats or other similar articles.

My invention consists in the construction and arrangement and combination of parts whereby single or multiplex folds may be produced in a strip of fabric, as I will now proceed to describe.

In the accompanying drawings, forming a part of this specification, Figure 1 represents a top view of an apparatus embodying my invention. Fig. 2 represents a side view of the same. Figs. 3, 4, and 5 represent, respectively, transverse sections on lines *x x*, *y y*, and *z z*, Fig. 1. Fig. 6 represents a longitudinal section on line *z' z'*, Fig. 2. Fig. 7 represents a perspective view; and Figs. 8, 9, 10, 11, 12, and 13 represent transverse sections of the strips of fabrics, showing different methods of folding accomplished by my invention.

Similar letters of reference indicate like parts in all the figures.

In carrying out my invention I employ primary folding mechanism for folding over one or both edges of a strip of fabric upon the central or main portion of the strip and secondary folding mechanism for centrally folding the strip previously folded.

The primary folding mechanism consists, essentially, of a flat movable former or plate, A, having substantially parallel edges *a a*, and a support, S, having guides or folders C C, substantially at right angles therewith, and flanges or folders B B, projecting inwardly from the opposite edges of the support S, substantially at right angles with the folders C. The folders B are parallel with each other, and are so arranged that spaces *b b* are formed between their under sides and the support, as shown in Fig. 4. The plate

or former A is adapted to slide on the support S, its edges *a* projecting into the spaces *b*. With this part of the mechanism I fold a strip of fabric in several methods, as indicated in Figs. 8, 10, and 12, one or both edges of the strip being folded over the edges *a a* of the plate A, at the forward end of the latter, and the plate is inserted under the folders B B and moved along said folders, pressing the turned portions down upon the former. The guides or folders C partially turn the edges of the strip while it is being acted on by the folders B, and thus prevent too much friction of the strip on the folders B. After the former A is inserted under the folders B the partially-folded strip is drawn by hand or other suitable means through the folders B to the secondary folding device, which consists of a flat support, S, having two converging folders, D D. These folders D are composed of folded or turned flanges, each having a space, *d*, open at the bottom, over the support S, and arranged with its cross-section at right angles, or nearly so, to the support and to the cross-section of the folders B. The folders D constitute continuations, as it were, of the folders B, and converge from said folders to a point, *d'*, which is in fact a narrow slot, as shown in Figs. 1 and 6, said slot having parallel sides. The construction of the folders D is such that a strip of fabric passed through them will have its edges turned upwardly into the spaces *d*, and the turned edges following said spaces will be gradually brought together until the strip emerges at the slot *d'*, where the folding is completed, the parts or flaps being pressed closely together and given a sharply-defined crease by the sides of the slot.

It will be seen, therefore, that by passing the partially-folded strip along from the folders B to and through the folders D the strip will be doubled or folded, substantially as shown in Figs. 9, 11, and 13, and pressed at the same time.

This described apparatus is adapted for folding strips of fabric for a variety of purposes, such as dress and millinery trimmings, cravats, &c.

I claim as my invention—

1. The primary folding apparatus, consisting of the flat plate or support S, provided with guides or folders C C, substantially at right angles with the plate, the folders B B, substantially at right angles with the folders C, and the movable former A, all arranged to operate substantially as described.

2. The secondary folding apparatus, consisting of a flat plate or support, S, and the folders D, constructed as described, arranged substantially at right angles with said plate, and converging to a narrow parallel-sided pressing or creasing slot, as set forth.

3. An organized device for forming multi-

plex folds in a strip of fabric, consisting of the former A, the support S, the guides C, the primary folders B B, and the secondary folders D D, all arranged and operating substantially as set forth.

In testimony whereof I have signed my name to this specification in the presence of two subscribing witnesses, this 19th day of September, 1878.

C. OTTO MANNY.

Witnesses:

C. F. BROWN,

GEO. W. PIERCE.