

S. S. HURLBUT.
Whip-Socket Attachment to Brake-Locks.

No. 218,383.

Patented Aug 12, 1879.

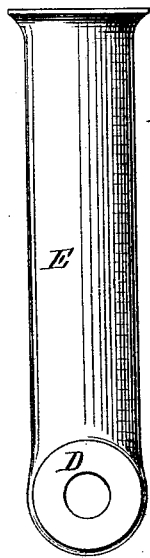


Fig. 1

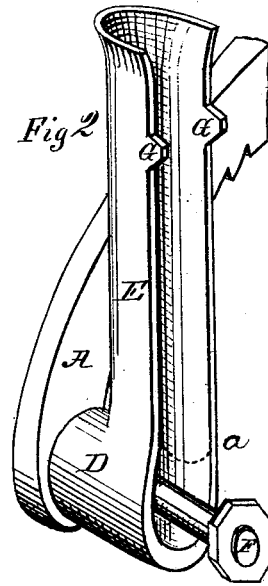


Fig. 2



Fig. 3

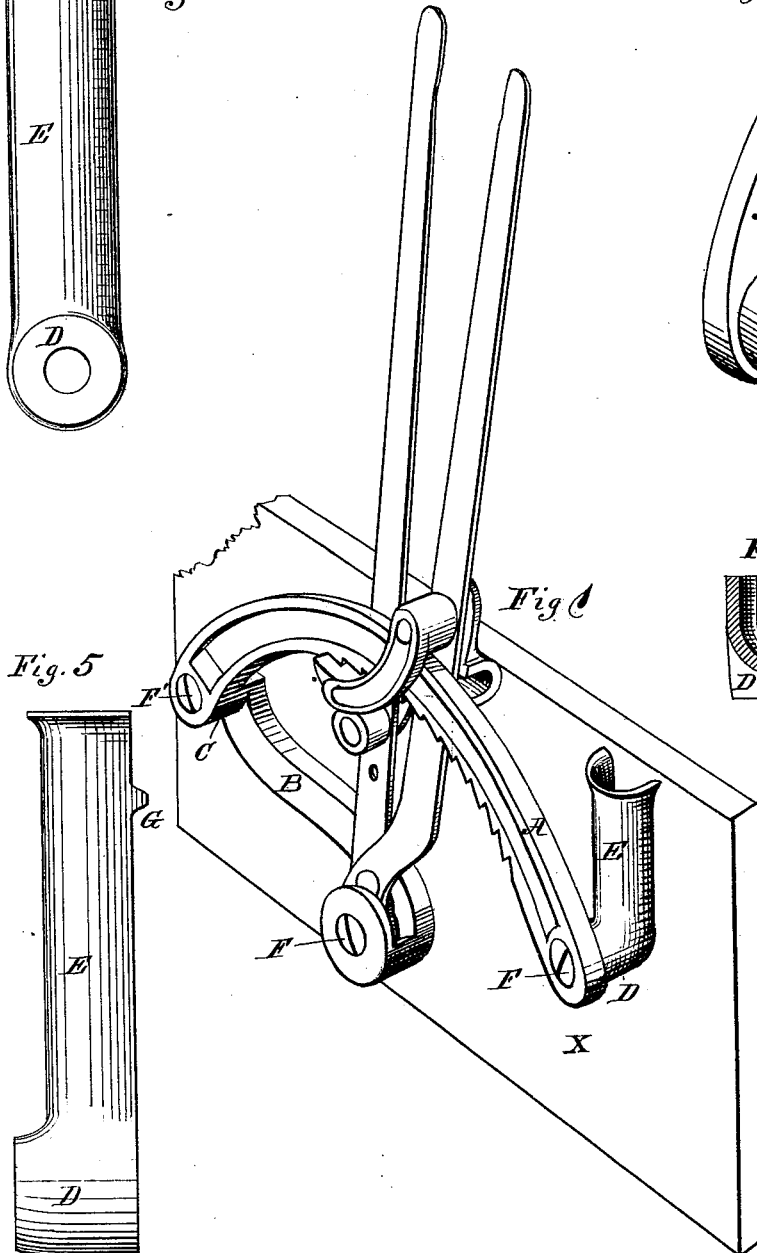


Fig. 4

Fig. 5

WITNESSES

O. J. Pierce
W. G. Adams

INVENTOR

Sidney S. Hurlbut
Per W. E. Dayton.
Attorney.

UNITED STATES PATENT OFFICE.

SIDNEY S. HURLBUT, OF RACINE, WISCONSIN.

IMPROVEMENT IN WHIP-SOCKET ATTACHMENTS TO BRAKE-LOCKS.

Specification forming part of Letters Patent No. **218,383**, dated August 12, 1879; application filed June 21, 1879.

To all whom it may concern:

Be it known that I, SIDNEY S. HURLBUT, of Racine, in the county of Racine and State of Wisconsin, have invented a certain new and useful Improvement in Whip-Socket Attachments to a Wagon-Brake Lock; and I do hereby declare that the following is a full, clear, and exact description thereof, reference being had to the accompanying drawings, and to the letters of reference marked thereon, which form a part of this specification.

My invention consists in a recessed extension-piece cast upon a detached standard of a wagon-brake-lock frame to form a whip-socket attachment to such frame when applied to the wagon-box, substantially as hereinafter described; the object being to make a socket attachment that can be shipped with the brake-lock mechanism without increasing liability of breakage, and also that can be applied to the wagon with the brake without expense or trouble.

A whip-socket has been heretofore cast in the same piece with the segmental rack of a brake-lock; but forming, as it has, a prominent projection upon the frame, it has in shipment or in use frequently broken off or occasioned breaking of the frame to which it has been attached. These and other objections are obviated by the construction herein described.

Figure 1 of the drawings shows a brake-lock applied to a wagon-box, upon a separate standard of which is cast the open tube that, when in place on the wagon, forms a whip-socket. Fig. 2 is a view of the under or rear side of the socket-piece and standard; and Fig. 3 is a horizontal section of the socket-piece—say midway of its height. Figs. 4 and 5 are, respectively, front and side elevations of the casting forming the combined standard and socket-piece detached and enlarged.

A is the segmental rack of an approved form of brake-lock, said rack being supported at a distance from the box X by the standards C and D. Usually these standards are cast

solid with the rack A, as, in this instance, shown of the standard C and the arm B.

For the purpose of my present invention, however, I cast the rack without the standard D, and make the latter in a separate piece with the semi-tubular extension E, which, when secured with its open side against the wagon-box X, as shown in Fig. 1, forms a socket attachment for a whip in convenient position for use.

The attached standard D, with its extension E, is held in place on the box by the bolt F, which passes through the end of the rack A, through the standard, and into or through the side of the box X.

In order to permanently hold the socket-piece vertical, short lugs G G are cast on the edges of the parti-tube E, which enter the wood of the box.

In Fig. 2 the recess which forms the whip-receptacle is extended below the bolt F; but it may terminate above the bolt—say at the point indicated by the dotted line *a*—and thus afford a smooth bottom, upon which the whip will rest.

Having thus described my invention, I claim—

1. A whip-socket attachment of a wagon-brake lock formed on a detached standard of the lock-frame, and adapted to be secured to the wagon-box by the bolt which passes through the standard, substantially as described.

2. In combination with the standard D of a wagon-lock, the recessed extension E, open on its rear face, as shown, having the projections G G, and constructed to bear against the side of the wagon-box to form a whip-socket, substantially as described.

In testimony that I claim the foregoing as my invention I affix my signature in presence of two witnesses.

SIDNEY S. HURLBUT.

Witnesses:

ERASTUS C. PECK,
HENRY W. HURLBUT.