

W. S. HILL.
Fastenings for Shoes.

No. 218,880.

Patented Aug. 26, 1879.

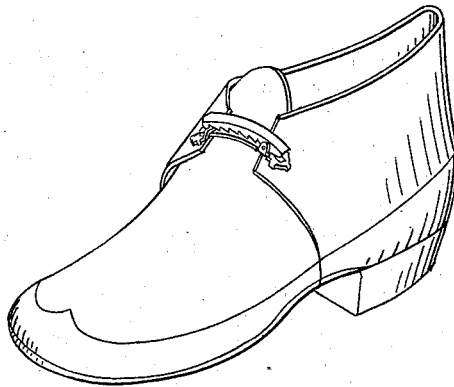


Fig. 1.

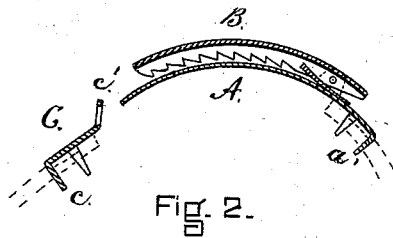


Fig. 2.

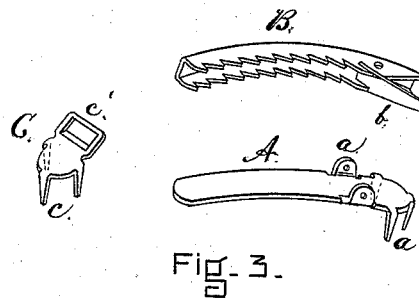


Fig. 3.

WITNESSES.

John L. Fowse
Herman Erhardt

INVENTOR.

Warren S. Hill.

UNITED STATES PATENT OFFICE.

WARREN S. HILL, OF HYDE PARK, MASSACHUSETTS.

IMPROVEMENT IN FASTENINGS FOR SHOES.

Specification forming part of Letters Patent No. **218,880**, dated August 26, 1879; application filed April 9, 1879.

To all whom it may concern:

Be it known that I, WARREN S. HILL, of Hyde Park, county of Norfolk and State of Massachusetts, have invented a new and useful Improvement in Fastenings for Shoes and for other articles wherein an adjustable fastening is required, of which the following is a specification.

My invention consists in providing a rigid bar of flat metal with a pivoted arm, so arranged that, by means of a suitable spring, its inner edge will be held against the upper edge of the flat bar, said inner edge being provided with ratchet-teeth, so that, when the bar is passed through a suitable eye or loop, the teeth will seize and hold the loop between the bar and the toothed arm at any point in the length of the arm, thereby making the fastening adjustable to that extent.

The nature and operation of my invention will be readily understood by reference to the drawings accompanying this specification, in which—

Figure 1 is a perspective, showing my invention as applied to an overshoe. Fig. 2 is a section; and Fig. 3 shows the different parts in detail.

A is the bar, provided with ears *a* and prongs *a'*, by which it may be secured to any material desired. B is the toothed arm, pivoted to the bar A, as shown in Fig. 2, and, by means of the spring *b*, its toothed edge is pressed against the bar A, as is shown in Figs. 1 and 2.

The loop C is provided with prongs *c*, the same as the bar A.

To apply my invention to a shoe, the bar A is secured to one of the quarters of the shoe at the instep, and the loop C to the other, when, by passing the bar A through the loop C, the edge *c'* will be held by the ratchet-teeth between the bar A and the arm B at any desired point in its length.

The fastening is instantly released by raising the end of the arm B, which may be easily done with the finger.

As the teeth on the arm may be made quite close together, a very much finer adjustment is obtained than can be had with the ordinary buckle-fastening, and, as it takes the place of the long strap when applied to the overshoe, a considerable saving of material in cutting out the shoes will be effected by its use.

It can of course be made of any desired size and of any suitable material, and the bar may be either straight or curved, as shown in the drawings, as the nature of its use may require.

Having thus fully described my invention, what I claim as new, and desire to secure by Letters Patent, is—

In an improved shoe-fastening, the combination of the bar A, having ears *a* and attaching-prongs *a'*, with the notched or toothed arm B, actuated by a spring, and the loop C, all arranged to operate substantially as shown and described.

WARREN S. HILL.

Witnesses:

JOHN L. TOWSE,
HERMAN ERHARD.