
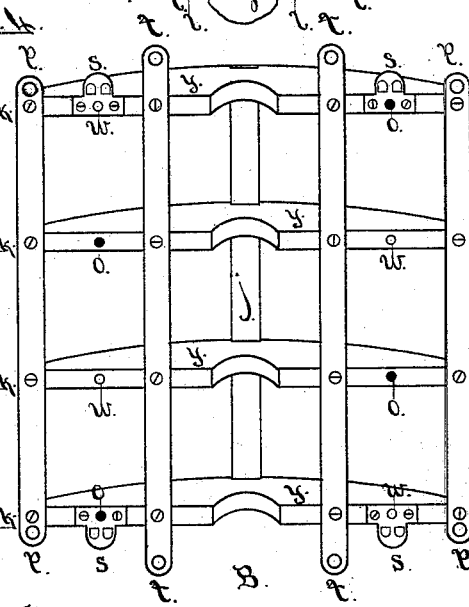

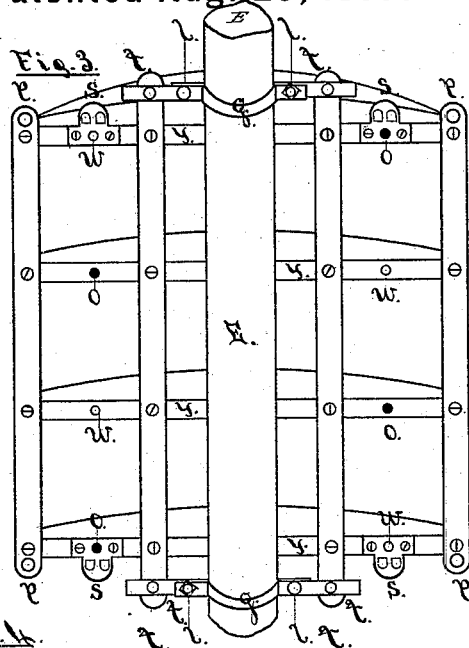
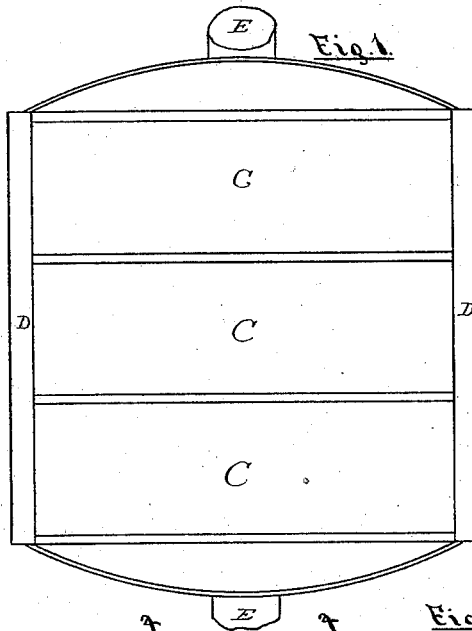


S. W. HOPKINS.
Sign-Holder.

No. 218,882.

Patented Aug. 26, 1879.



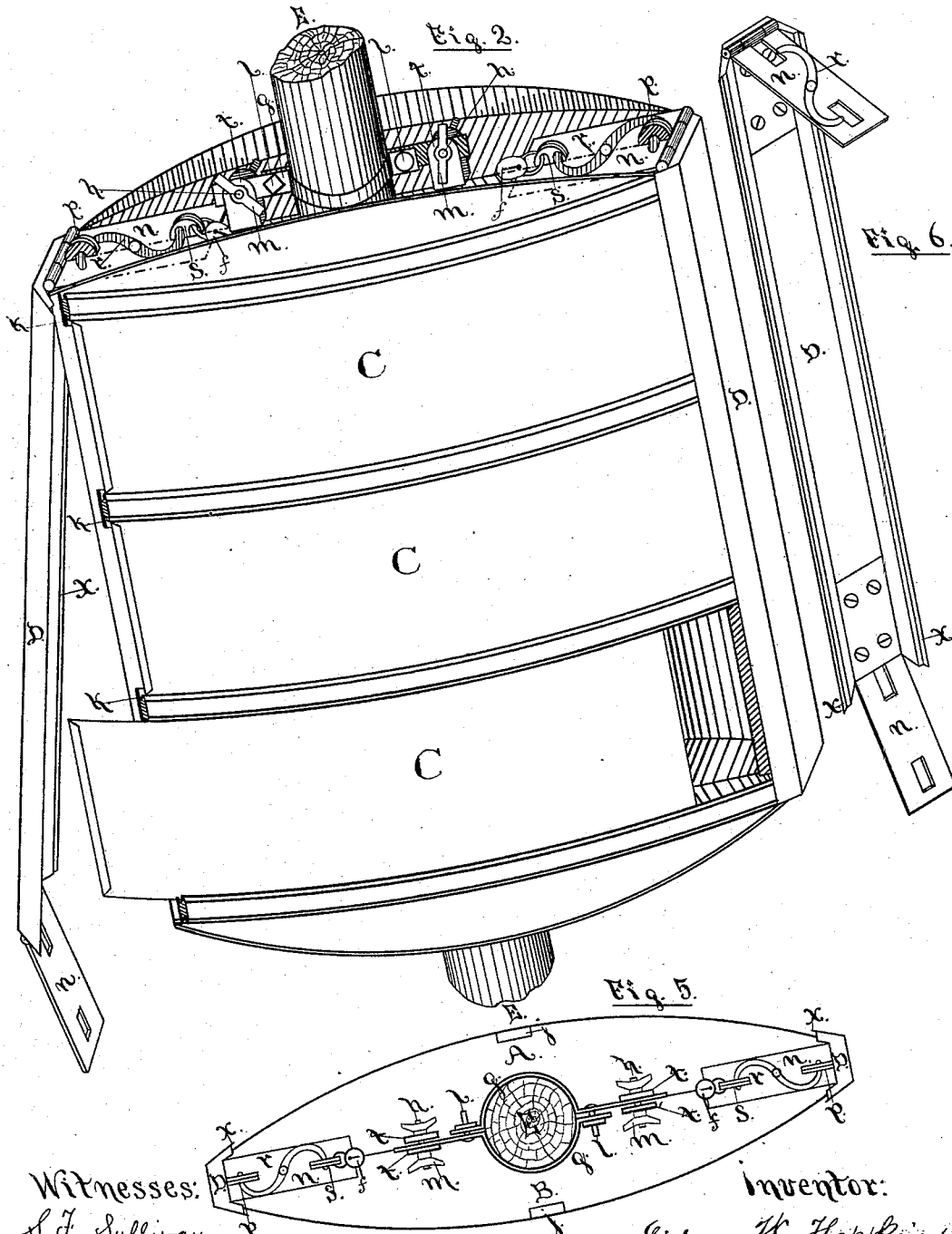
Witnesses:
S. F. Sullivan
Anthony Greff

inventor:
Sidney W. Hopkins
By his Attorney
E. W. Dickinson & Co.

S. W. HOPKINS.
Sign-Holder.

No. 218,882.

Patented Aug. 26, 1879.



Witnesses:

S. F. Sullivan
Anthony Greffo

inventor:

Sidney W. Hopkins
By his Attorney,
E. N. Dickerson

UNITED STATES PATENT OFFICE.

SIDNEY W. HOPKINS, OF NEW YORK, N. Y., ASSIGNOR TO ANNA MARIA HOPKINS, OF SAME PLACE.

IMPROVEMENT IN SIGN-HOLDERS.

Specification forming part of Letters Patent No. **218,882**, dated August 26, 1879; application filed October 23, 1878.

To all whom it may concern:

Be it known that I, SIDNEY W. HOPKINS, of the city of New York, in the county and State of New York, have invented a new and useful Improvement in Sign-Holders and Advertising-Signs, of which the following is a full, true, and exact description, reference being had to the accompanying drawings.

It is very desirable that sign-holding contrivances should be readily and quickly attachable to, and as readily and quickly detachable from, such supports as telegraph-poles or similar vertical posts or pillars which are customarily situated in the public streets and roads in plain view of the passer-by; and it is also very advantageous that advertising-signs when once placed therein shall be locked in position, from which they cannot be changed or removed without the consent of the person holding the master-key.

I am aware that cases of various kinds for holding signs have previously been made; but my invention has more especial relation to a new construction or improvement in sign-holders and to its combination with a supporting-post, as hereinafter described.

My invention consists of an improvement in sign-holders and advertising-signs, especially such as are intended to be attached and fastened to posts, pillars, columns, or other upright supports, and which are arranged to allow of the ready substitution of one advertisement for another.

My sign-holder is so arranged that, first, it can be readily and quickly attached to a post or other upright support, and quite as readily and quickly be detached and removed therefrom and be reattached to another post or other upright support without interfering with, disarranging, or in the slightest degree disturbing, any of the advertising-signs which it holds; secondly, it will securely hold, and at the same time expose to view, any given number of advertising-signs, of any desired or fixed width, or of different widths, upon each or all of which advertisements may be displayed; thirdly, it will allow of the ready and instant removal of any one or more of the advertising-signs and the substitution of others without disturbing any of its fellows, or with-

out the necessity of either removing or disconnecting the sign-holder or any part of it from the post or support to which it is attached; fourthly, each and every advertising-sign is held in its proper place in the sign-holder and securely locked therein by an apparatus which prevents the alteration or removal of any of the advertising-signs which it contains without the use of the proper key; fifthly, the same apparatus which holds and securely locks the advertising-signs in their proper places in the sign-holder at the same time also holds and securely locks the sign-holder in position on and prevents its removal from the post or other upright support to which it is attached without the use of the proper key; sixthly, it can be attached and permanently fastened to a post or other upright support independent of the locking apparatus before referred to; seventhly, it is reversible and interchangeable in all its parts, and its contained signs are interchangeable one with another.

My invention will be clearly understood from the accompanying drawings, in which—

Figure 1 represents my invention in position on the post or supporting-column with the advertisements displayed thereon. Fig. 2 represents a perspective view of my sign-holder in position on the post or supporting-column, with the westerly locking apparatus opened and raised, and the easterly one closed and in position, and the lower advertising-sign partially withdrawn. Fig. 3 represents an inside view of one half of my sign-holder when attached to the post, with the locking apparatus removed. Fig. 4 represents the twin reversible embracing-frames, which, when placed in position, form the body or main part of my sign-holder, showing an outside view of one, A, and an inside view of the other, B, with the advertising-signs and locking apparatus removed. Fig. 5 represents a top and bottom view of my sign-holder when attached to the adjustable clamps and fastened on the post. Fig. 6 represents my reversible locking apparatus, showing the hinge-hasps at each end. Fig. 7 represents my adjustable clamps with the supporting-arms.

My apparatus consists, generally, of two re-

versible embracing-frames, A and B, being duplicates of each other, made of wood or metal, or a combination of wood and metal, or other equivalents, by fastening the vertical braces *j j*, *t t*, and *p p* at given distances apart to the series of parallel framing-ribs *y*, which are placed horizontally at equal distances from each other, and are curved longitudinally on the outside to conform to the contour of the post or supporting-column, and are straight where they meet in embrace on the inside.

The embracing-frames A and B are kept firmly in their places when joined together around a post, and are prevented from shifting or moving upward, downward, or sideways by the entry of the dowel-pins *w* into the dowel-holes *o*, as shown in Fig. 4.

On the outside or curved edge of each of the parallel framing-ribs *y* are the series of supporting-grooves or slideways *k*, as shown in Fig. 4, which are made of wood, metal, or other suitable material, and adapted to support the advertising-signs C, which are made of paper, glass, tin, iron, or other material, and adapted to slide in between any two of the grooves or slideways *k*, as shown in Fig. 2, the lower sign being partially withdrawn.

Hinged to each end of both the top and bottom parallel framing-ribs, *y*, of the reversible embracing-frames A and B by the hinge-hasps *n n* are the reversible locking apparatuses D D, which are formed precisely alike at both ends, of wood or metal, or both combined, or other suitable material, and are arranged to be opened and closed at either or both ends, and are adapted to grasp and securely hold and lock together the two reversible embracing-frames A and B, and by means of the retaining-lips *x x* to hold in position and securely lock therein the advertising-signs C, as shown in Fig. 2.

At both the top and bottom of the embracing-frames A and B, and at each end thereof, the hinge-hasps *n n* pass over the ends of the twin staple-braces *p p*, to which they are securely fastened by the double hooks *r r*, and they also pass over the twin staples *s s*, to which they are fastened by the double hooks *r r*, and securely locked in position by the locks *f f*, by means of which the two reversible embracing-frames A and B are more securely and tightly held together against and around the post E, as shown in Fig. 5.

Surrounding and at the same time tightly clasping the post or supporting-column E, one above and the other below the sign-holder, are the adjustable clamps *g g*, which are securely and firmly fastened in their respective places thereon by means of the bolts and nuts *l l*. Extending out at right angles from each end of each of the clamps *g g* are the supporting-arms *h h*, to which the twin supporting-braces *t t* are attached and securely fastened by the thumb-screws *m m*, by means of which each of the embracing-frames A and B is securely and separately suspended from above

and supported from below in its place against and around the post E, as shown in Figs. 2 and 3.

It will be seen that my sign-holder is reversible, and also interchangeable one part with every other part—that is to say, each and every embracing-frame is reversible, and will fit each and every other embracing-frame when placed together against or around a post, and each and every locking apparatus is reversible, and will fit each and every place provided to receive one, and each and every clamp is reversible, as well as adjustable and interchangeable one part with another, and will receive and support each and every embracing-frame, so that a sign-holder can be formed by placing together any two of the reversible and interchangeable embracing-frames, without any regard whatever to the top or bottom of either of them—that is to say, as to which end shall be upward and which end downward when being joined together.

It will also be seen that advertising-signs of any specific or desired width, and also of different widths, either or both, can at the same time be used in my sign-holder—that is to say, advertising-signs can be used of a width that will admit of their being slid between and into any two of the grooves or slideways by covering any desired number of the intermediate grooves or slideways. An advertising-sign, for instance, might be used covering the entire face of the sign-holder by sliding it between and into the extreme upper and lower grooves or slideways and covering all the intermediate ones.

I do not claim in this application a three-sided holder, having made a separate application therefor.

What I claim as my invention, and desire to secure by Letters Patent, is—

1. In combination with an advertising-sign holder, the two locking contrivances D D, one arranged at each end of the sign, whereby said signs can be removed in either direction, substantially as described.

2. The combination of the locking apparatus D D and twin staple-braces *p p*, by means of which the embracing-frames A and B are held tightly together, substantially as described.

3. In combination with the locking apparatus D D, the embracing-frames provided with the two points or dowel-pins *w* and the dowel-holes *o*, by means of which the embracing-frames are held together and prevented from shifting or moving past each other, substantially as described.

4. The twin skeleton frames A B, which consist of the horizontal ribs or plates *y* and vertical supports *p*, *t*, and *j*, and provided with the slideways *k*, substantially as and for the purposes described.

Witnesses: SIDNEY W. HOPKINS.
S. F. SULLIVAN,
ANTHONY GREFF.