

H. HOLLSTEGGE & A. BAUMANN.
Reclining-Chair for Barbers.

No. 218,972.

Patented Aug. 26, 1879.

Fig. 3.

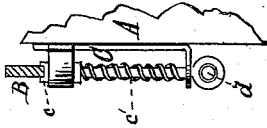


Fig. 2.

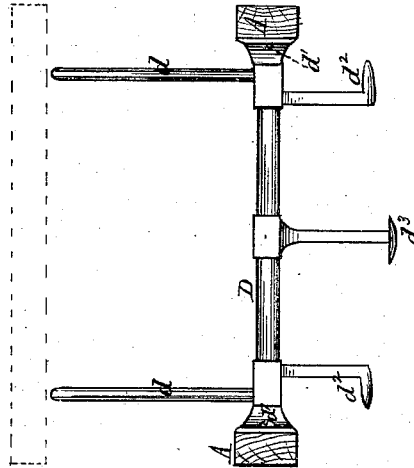
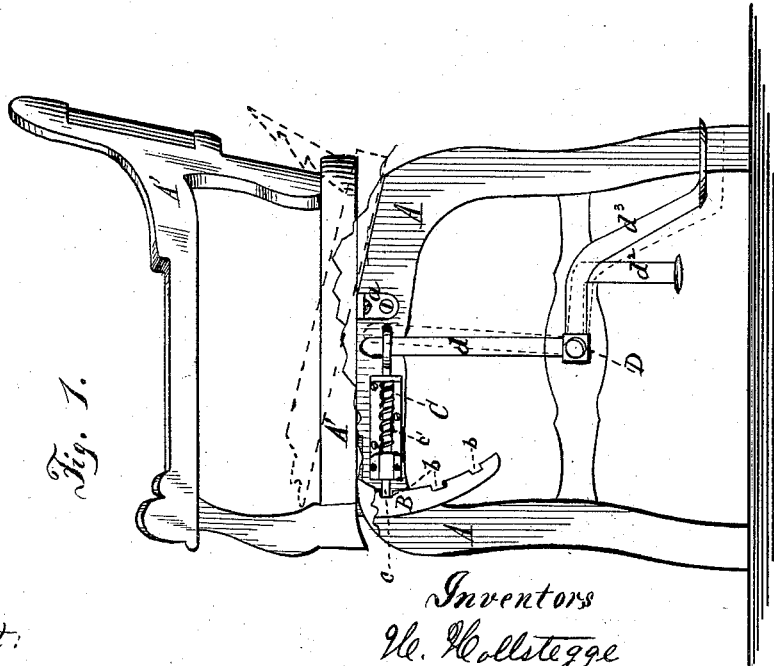


Fig. 1.



Attest:
Arch. T. Stewart.
Walter S. Moser

Inventors
H. Hollstegge
A. Baumann
per T. Van Kannel & Co
attys.

UNITED STATES PATENT OFFICE

HEINRICH HOLLSTEGGE AND AUGUST BAUMANN, OF CINCINNATI, OHIO.

IMPROVEMENT IN RECLINING-CHAIRS FOR BARBERS.

Specification forming part of Letters Patent No. **218,972**, dated August 26, 1879; application filed June 7, 1879.

To all whom it may concern:

Be it known that we, HEINRICH HOLLSTEGGE and AUGUST BAUMANN, both of Cincinnati, county of Hamilton and State of Ohio, have invented a new and Improved Reclining-Chair; and we do hereby declare that the following is a full, clear, and exact description of the same, reference being had to the annexed drawings, making a part of this specification.

Figure 1 is a side elevation. Fig. 2 represents a front view of the detaching mechanism; and Fig. 3 is a top view of one of the spring-catches.

The nature of our invention relates to that class of chairs commonly used by barbers in their avocation, the object being to provide a chair that can be reclined at various degrees, and held permanently and safely at any desired point.

The mechanism for detaching the spring-catches can be operated from either side of the chair as well as at the rear.

In construction our invention is as follows: A A is the main frame or body of the chair standing firmly on the floor, while the part marked A' is the seat, which is made to tilt back and forward, and is pivoted to the permanent part by means of any suitable hinges, as *a*. Two segmental notched castings, B, are fastened to the lower part of seat A', having their notched sides concentric with hinges *a*. To the sides of the frame A are fastened two spring-catches, C, whose bolts *c* enter notches *b*, and are held constantly in engagement therewith (unless momentarily detached by the operator) by the coil-springs *c'*. The end of each bolt *c* farthest from the notched casting B terminates in an eye which receives the vibrating end of arm *d* of rock-shaft D. The latter is pivoted into two journal-bearings, *d*¹ *d*¹, which are permanently fastened to cross-

rails of frame A, so as to permit an oscillating motion of the same.

The rock-shaft D is further provided with pedals *d*² *d*² extending to the two sides of the chair; also, pedal *d*³ extending rearward, so the same can be operated from that position when desired.

In operation our invention is as follows: The person occupying the chair rests his weight mostly forward of the pivotal points, which are the hinges *a*. When the operator desires to tilt back the chair he presses his foot on any of the three pedals, *d*² or *d*³, causing the arms *d* to draw back the bolts *c*, thus releasing the segments B, while with his hand he can turn back seat A' to any desired point, and by withdrawing the pressure on the pedal the action of the springs *c'* forces the bolt *c* into the first notches that are presented, and holds the chair permanently in place.

It will be observed that the motions of the moving parts are all direct and not liable to get out of order.

The dotted lines in Fig. 1 show the extent of motion given to the working parts.

Having thus described our invention, what we claim as new, and desire to secure by Letters Patent, is—

In a reclining-chair, the combination of the base-frame A, and the seat-frame A' pivoted upon the base-frame, with the notched segments B hanging from the seat-frame, the spring-bolts C secured to the base-frame, and the rock-shaft D journaled in the base-frame, and provided with arms *d*, and side and rear pedals, *d*² *d*² *d*³, constructed and arranged substantially as described and shown.

HEINRICH HOLLSTEGGE.
AUGUST BAUMANN.

Attest:

T. VAN KANNEL,
WALTER S. MOSER.