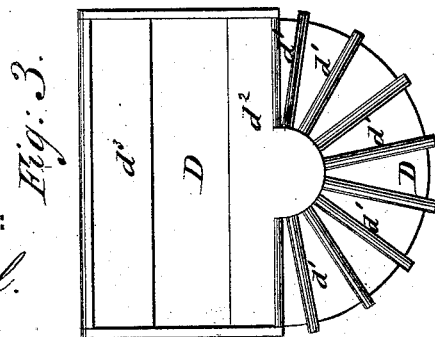
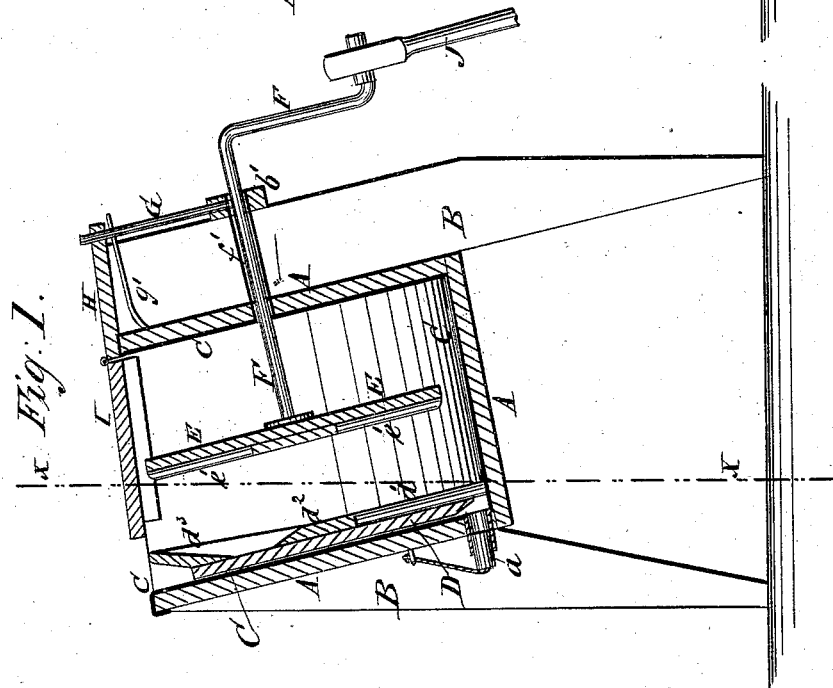
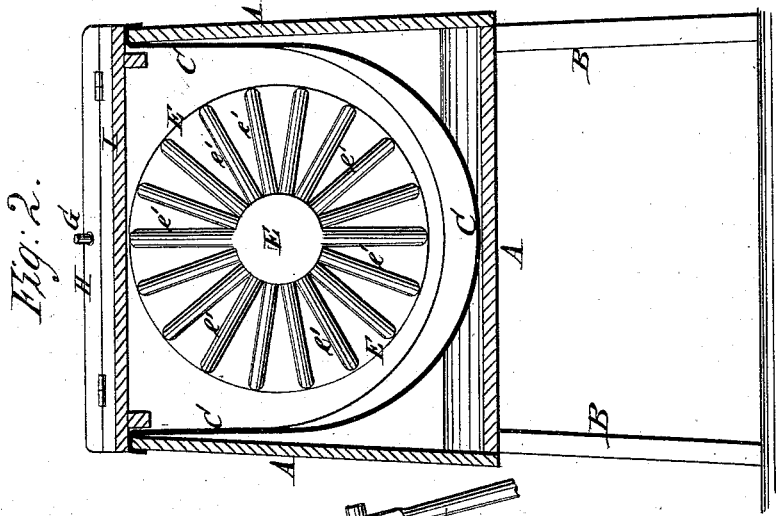


B. F. FUCHS.
Washing-Machine.

No. 219,245.

Patented Sept. 2, 1879.



WITNESSES:
A. Schehl.
C. Sedgwick

INVENTOR:
B. F. Fuchs
BY *Mum & Co.*
ATTORNEYS.

UNITED STATES PATENT OFFICE.

BENJAMIN F. FUCHS, OF TIGER MILL, TEXAS.

IMPROVEMENT IN WASHING-MACHINES.

Specification forming part of Letters Patent No. **219,245**, dated September 2, 1879; application filed June 30, 1879.

To all whom it may concern:

Be it known that I, BENJAMIN FRANKLIN FUCHS, of Tiger Mill, in the county of Burnet and State of Texas, have invented a new and Improved Washing-Machine, of which the following is a specification.

Figure 1 is a vertical longitudinal section of my improved machine. Fig. 2 is a vertical cross-section of the same, taken through the lines *x x*, Fig. 1. Fig. 3 is a detail face view of the stationary wash-board.

The object of this invention is to furnish an improved washing-machine which shall be simple in construction, convenient in use, easily operated, and effective in operation.

The invention consists in the combination of the wooden box, made wider in its lower part and set in an inclined position, the legs, the galvanized-sheet-iron box, made with a semi-cylindrical bottom, the wash-board provided with the semicircle of radial round ribs, the cross-board, and the inclined cross-board, the wash-board provided with the circle of radial round ribs, and the crank-shaft with each other; and in the combination of the pin and the spring with the crank-shaft that carries the circular wash-board, and with the top board and the hinged cover, as hereinafter fully described.

A is a wooden box, which is made wider in its lower than in its upper part. The box A is attached at its front and rear sides to the legs B, which are so formed that the said box will have a downward inclination to the rearward, as shown in Fig. 1.

C is a box of galvanized sheet-iron, the lower part of which is made semi-cylindrical in form, and of such a size that its upper part will fit into the upper part of the wooden box A, leaving an air-space between the lower parts of the said boxes to prevent the heat from escaping so rapidly as it would if the two boxes were close together. D is the wash-board, which is so formed as to fit against the inner surface of the rear side of the box C. To the lower semicircular part of the wash-board D are attached radially thirteen (more or less) round ribs, *d'*, the outer ends of which project a little beyond the edge of the said board, as shown in Fig. 3, to rest against the bottom and sides of the box C, so that the water may flow

out freely when the plug *a'* is withdrawn from the hole in the lower part of the rear side of the box A, the clothes being prevented from choking up the said hole by the projecting ends of the ribs *d'*. To the face of the wash-board D, above the semicircle of radial ribs *d'*, is attached a cross-board, *d''*, the upper edge of which is beveled upon the forward side, as shown in Fig. 1. To the upper part of the wash-board D is attached the lower part of the cross-board *d'''*, which is beveled upon the rear side of the lower edge to rest against the wash-board D, so that its upper part may incline forward to leave a space between it and the box C for convenience in pouring water, and to receive the water from the wringer, which is designed to be attached to the upper edges of the boxes A C, left exposed by the forward inclination of the cross-board *d'''*.

E is a circular board, to the face of which are radially attached twenty-four (more or less) round ribs, *e'*, as shown in Fig. 2. The circular wash-board E is attached to the inner end of the crank-shaft F, which passes in through the forward side of the boxes A C, and works in a tubular bearing, *f'*. The inner end of the tube *f'* is secured in a hole in the forward side of the box A, and its outer end is secured in a hole in the cross-bar *b'*, attached to the forward legs, B.

G is a pin, the lower end of which rests in a hole in the upper part of the cross-bar *b'*, directly over the crank-shaft F. The upper end of the pin G passes through a hole in the board H, attached to the upper ends of the forward legs, B, and projects a little above the said board H, so that when the circular wash-board E has been drawn back and the cover I opened the said cover may rest upon the projecting upper end of the pin G and force its lower end against the crank-shaft F, to prevent the wash-board E from slipping forward while the clothes are being put in and taken out.

When the cover I has been closed, the pin G is raised from the crank-shaft F by the spring *g'*, the outer end of which passes through the said pin G, and its inner end is attached to the box A.

The cover I is hinged to the inner edge of the top board H, and is made of such a size

that its free edge may reach to, or nearly to, the upper edge of the inclined board d^3 , so that the said cover can be closed and opened without disturbing the wringer.

The machine may be operated by taking hold of the crank F, or by means of a handle, j , pivoted to the said crank.

In using the machine the clothes to be washed are placed in the space between the wash-boards D E, and the wash-board E is turned forward and back by means of the crank F through about three-quarters of a revolution.

When very fine clothes are to be washed, the wash-board D may be taken out and the clothes rubbed between the wash-board E and the side of the box C.

Having thus described my invention, I claim as new and desire to secure by Letters Patent—

1. The combination of the wooden box A, made wider in its lower part and set in an inclined position, the legs P, the galvanized-sheet-iron box C, made with a semi-cylindrical bottom, the wash-board D, provided with a semi-circle of radial round ribs, d^1 , the cross-board d^2 , and the inclined cross-board d^3 , the wash-board E, provided with a circle of radial round ribs, e' , and the crank-shaft F, substantially as herein shown and described.

2. The combination of the pin G and the spring g' with the crank-shaft F, that carries the circular wash-board E, and with the top board H and the hinged cover I, substantially as herein shown and described.

BENJAMIN FRANKLIN FUCHS.

Witnesses:

A. GIESECKE,
AD. FUCHS.