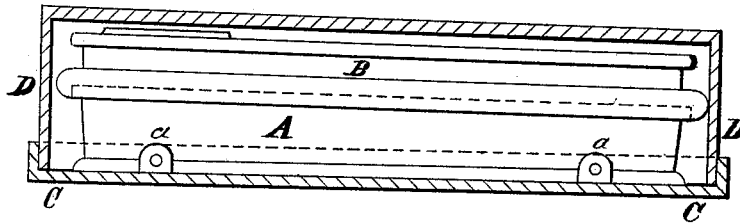


F. C. RAWSON.  
Coffin.

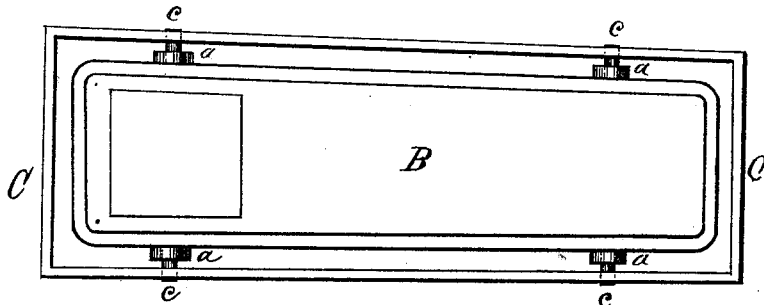
No. 219,827.

Patented Sept. 23, 1879.

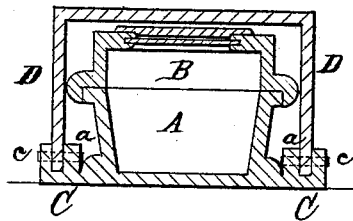
*Fig. 1.*



*Fig. 2.*



*Fig. 3.*



Witnesses.  
H. F. Willson,  
H. R. Willson.

Inventor.  
F. C. Rawson.

# UNITED STATES PATENT OFFICE.

FRANCIS C. RAWSON, OF ELYRIA, OHIO.

## IMPROVEMENT IN COFFINS.

Specification forming part of Letters Patent No. **219,827**, dated September 23, 1879; application filed April 1, 1879.

### *To all whom it may concern:*

Be it known that I, FRANCIS C. RAWSON, of Elyria, in the county of Lorain and State of Ohio, have invented certain new and useful Improvements in Burial-Cases; and I do hereby declare that the following is a full and exact description thereof, reference being had to the accompanying drawings, and to the letters of reference marked thereon, in which like letters refer to like parts in the different figures.

To enable others skilled in the arts to make and use my invention, I will proceed to describe its construction and operation.

The nature of my invention consists in the construction and arrangement of a combined metallic burial casket and shield, which shall render the remains that may be therein deposited perfectly safe from molestation, while at the same time, the casket and case being both impervious to air and water, it and the remains it may contain will be preserved for many years without material change.

My invention relates more particularly to the method employed of securing the case or shield to the casket, or to the base on which the casket rests, as will be more fully described.

In the drawings, Figure 1 is a section through the shield, showing the casket in position. Fig. 2 is a plan view with the shield removed. Fig. 3 is a vertical transverse section.

A represents the body of the casket, which may be constructed in any desirable form, and may be embellished with such ornamental designs as would be desirable. To this casket is secured a cover, B, which is so fitted as to render the casket air-tight. Said cover is provided with the usual face-aperture and glass and cover, to facilitate inspection. Around the base of this casket is formed a suitable flange, C, solid with bottom of said casket, and extending horizontally outward far enough to receive and support a metallic shield or case, D. Said flange then turns up-

ward at right angles, as seen in the drawings. Shield D is so constructed as to fit over the casket and within the turned-up flange, so as to rest upon the horizontal portion thereof, as will be readily understood.

*a a a a* represent projecting lugs, which are so placed that when the shield D is in position they stand just inside of it, and receive pins *c c c c*, which pass also through the lower edge of the case, and through the flange, as seen in the drawings, thus securely and effectually fastening the parts together.

Screws may be used instead of the pins, when for any purpose it would be desirable to open the case.

When pins are to be used they should be driven in flush, so that they cannot be easily removed.

Said case and casket, both being air-tight, may have the air exhausted by any of the usual methods, and then be hermetically sealed.

The advantages of this device are, first, that when once sealed up and deposited in the earth it would be wholly impracticable for any person or persons within a limited time to disinter the remains that rest within; second, it secures the preservation of not only the remains therein contained, but it also effectually preserves the casket from decay, whether it be of metal or wood, as effectually as it could be done in a dry vault.

Having thus fully described my invention, what I claim as new, and desire to secure by Letters Patent, is—

The combination of the projecting flanges C, solid with the bottom of the coffin proper, and provided with grooves to receive the edges of the outer bottomless shield D, the same being constructed in the manner and for the purpose substantially as described.

F. C. RAWSON.

Attest:

H. F. WILLSON,  
W. L. FAY.