

T. GLANDING.
Trunk.

No. 220,020.

Patented Sept. 30, 1879.

Fig. 1.

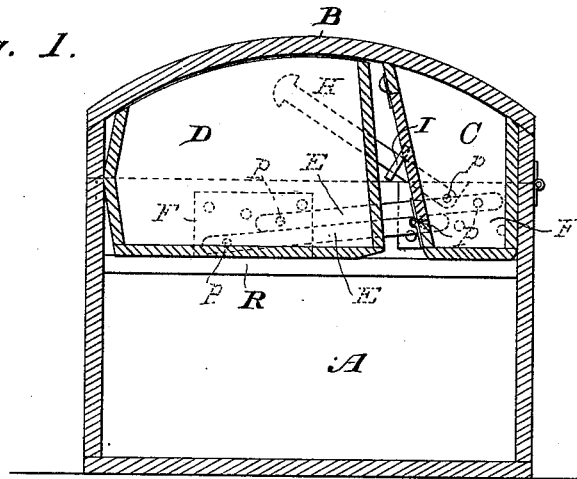


Fig. 3.

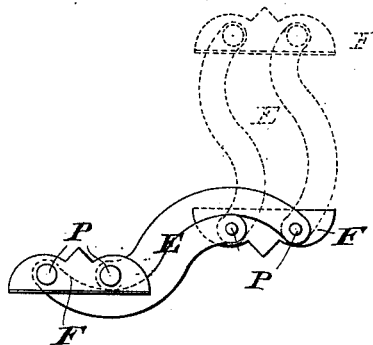
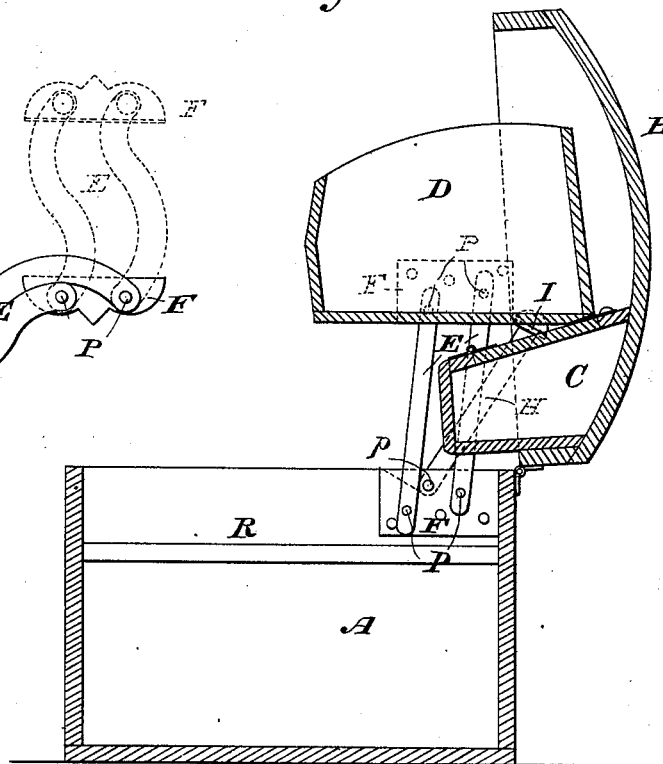


Fig 2



WITNESSES

Wm. H. Hisey Jr.
George H. Lybrand.

INVENTOR

Thomas Glanding

UNITED STATES PATENT OFFICE.

THOMAS GLANDING, OF BALTIMORE, MARYLAND.

IMPROVEMENT IN TRUNKS.

Specification forming part of Letters Patent No. **220,020**, dated September 30, 1879; application filed August 20, 1879.

To all whom it may concern:

Be it known that I, THOMAS GLANDING, a resident of Baltimore city, in the State of Maryland, have invented certain new and useful Improvements in Trunks; and do hereby declare the following to be a full, clear, and exact description of the invention, such as will enable others skilled in the art to which it appertains to make and use the same, reference being had to the accompanying drawings, and to letters of reference marked thereon, which form a part of this specification.

Figure 1 is a vertical transverse section, showing the position of the trays and arms when the trunk is closed. Fig. 2 is a similar view, showing the position of the trays and arms when the trunk is opened; and Fig. 3 shows a modification of the arms.

The object of the invention is to improve the construction of trunks, so that access can be had to all parts of the trunk without removing the trays from the trunk, thereby securing great convenience.

The invention will first be described in connection with the drawings, and then pointed out in the claim.

A represents the body of the trunk; B, the lid, made in the usual manner. C is a small tray extending into the lid, and also into part of the body of the trunk, and is made so that it can be drawn out of the body of the trunk when the lid is raised, it being attached to the lid. D is a larger tray, also extending into the lid and body, and is so made as to be raised with a circular movement, and carried over and above the small tray C, and still retaining its original or other fixed position. E E are arms, attached with pivots P to the ends of the larger tray, at or near the bottom edges

of the same, and also to the ends of the body, near the top and back edge, all of which attachments are made directly to the trunk and tray, or by means of plates F. The arms running in straight or curved lines, as shown in the drawings, said arms are a guide to the motion before described, and a support to the tray when brought to its elevated position.

H is a stay, passed through a staple, I, in the lid, and is pivoted to the body of the trunk at p, and a knob or projection at the end prevents its being drawn through the staple, and thus holds the lid in position when opened. The staple is also a guide to the motion of the stay, and prevents it from coming in contact with the top of the lid, or with the tray-rest R.

The position of the ends of the arms may be reversed, and they may be attached to the plates F, or may be attached directly to the body and lid of the trunk.

Having thus fully described my invention, I claim as new and desire to secure by Letters Patent—

The combination of the body A, longitudinal tray D, the parallel arms E, pivoted to the ends of the body A and tray D, and the lid provided with the tray C, partially in said lid and partially in the body when the trunk is closed, the tray D being adapted to rest upon the tray C in the lid when raised from the body, as set forth.

In testimony that I claim the foregoing I have hereunto set my hand this 20th day of August, 1879.

THOMAS GLANDING.

Witnesses:

WM. HISSEY, Jr.,
GEORGE H. LYBRAND.