

(No Model.)

E. McLOUGHLIN.
PICTURE EXHIBITOR.

No. 259,771.

Patented June 20, 1882.

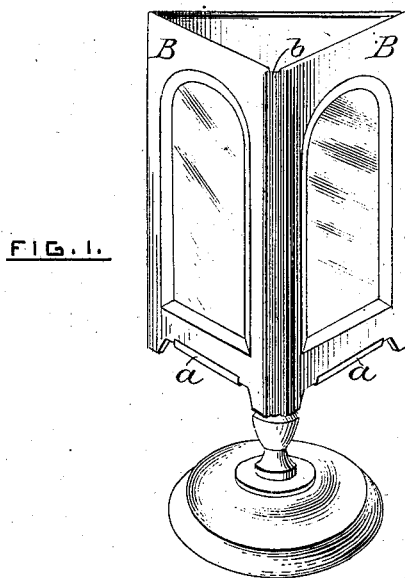


FIG. 1.

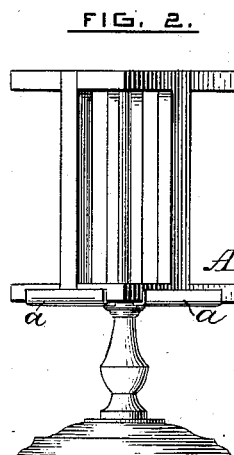


FIG. 2.

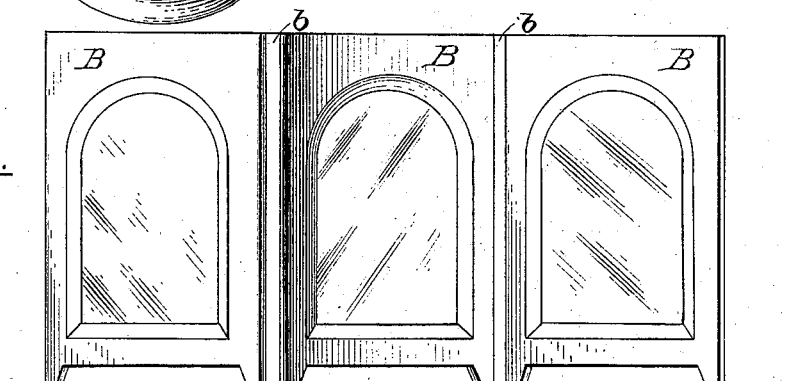


FIG. 3.




FIG. 4.

ATTEST:

Philip F. Larnier.
Nowell Earle.

INVENTOR:

Edmund M^c Loughlin.
By M^c M^c M^c Attorney-

UNITED STATES PATENT OFFICE

EDMUND McLOUGHLIN, OF BROOKLYN, NEW YORK.

PICTURE-EXHIBITOR.

SPECIFICATION forming part of Letters Patent No. 259,771, dated June 20, 1882.

Application filed April 18, 1882. (No model.)

To all whom it may concern:

Be it known that I, EDMUND McLOUGHLIN, of the city of Brooklyn, in the county of Kings and State of New York, have invented a certain new and useful Improvement in Picture-Exhibitors; and I do hereby declare that the following specification, taken in connection with the drawings furnished and forming a part of the same, is a true, clear, and complete description of my invention.

My improvement has for its object the production of an exhibitor for photographs and other pictures, which, while useful, shall also be capable of varied service in an ornamental capacity, as hereinafter indicated. An exhibitor constructed in accordance with my invention embodies a polygonal-sided stand having mounted thereon a series of two or more picture frames or cards flexibly connected at their edges and readily detachable from the stand, for the purposes of an independent ornament, as hereinafter explained.

To more fully describe my invention I will refer to the accompanying drawings, in which Figure 1 illustrates in perspective a three-sided revolving stand having a series of three picture-frames mounted thereon. Fig. 2 is a side view of the stand with the frames removed therefrom. Fig. 3 represents in front view the frames detached, and Fig. 4 is a rear view thereof.

In the drawings I have illustrated a revolving stand, A, mounted upon a suitable base and having three sides; but for the purposes of my invention the stand may be non-rotative and have as many sides as desired, there being in each instance not less than two. The stand is constructed with any suitable outline or configuration, and such parts thereof as are exposed to view when the frames for pictures are in position may be finished in a style of ornamentation which will render the stand attractive and pleasing to the eye.

B denotes in each instance a picture-frame of a number corresponding to the sides of the stand. In the drawings I have shown three frames. They may be of any of the well-known varieties of ornamental frames, with or without the easel attachment. They are so constructed as to admit of their ready connection with and disconnection from the stand A, and must be provided with the usual space for the recep-

tion of a picture, which, as here shown, is introduced through an opening at the upper edge of the frame. As a ready means for mounting the frames upon the stand the latter may, as shown in Figs. 1 and 2, be provided at the base of each side of the revolving portion thereof with a projecting rim or ledge, *a*, upon which the frames rest when in position upon the stand, and from which they may be readily removed.

In practice I do not propose to limit myself to any particular mode of attachment of the frames to the stand, as such may be largely varied and not detract from the ornamental character of the stand.

The frames B must, as before stated, be of a number corresponding with the sides of the stand A; and they are joined one to the other at their sides by a flexible connection, *b*, of any suitable material which will correspond properly with the style and color of the material composing the facing of the frame.

As shown in Fig. 4, each frame B, when not provided with an easel attachment upon its rear face, is provided with a smooth surface prepared for the reception, either directly thereto, as by painting or printing, or by separate attachment, of numerous ornamental designs—such, for instance, as illustrations of flowers, fruits, landscapes, &c., statuary in relief, or any of the suitable styles of picture-cards.

The series of frames flexibly connected and mounted upon a stand in the manner shown and described, while forming an attractive ornament, is of great utility, in that, for instance, a number of frames may be provided to hold the pictures of the several members of a family, such frames being mounted upon a stand having as many sides as shall correspond with the number of frames. The frames, being detachably connected to the stand, constitute, when removed therefrom, a miniature reversible screen, which may be placed upon a mantel or table in such a position as will enable them to serve as a screen as well as to exhibit the photographs or the illustrated designs upon the opposite sides of the frames.

I am aware that it has been heretofore proposed to provide a revolving polygonal-sided stand with a number of picture-frames, one resting upon each side of the stand; but such frames have been entirely disconnected, and not united and capable of the ready attach-

ment and detachment described by me. I am also aware that two picture-frames have heretofore been united by a flexible connection, all in the well-known double daguerreotype; but such frames did not possess the reversible characteristic sought by me.

I am also aware that pictures and even frames have heretofore been hinged at one edge to a central stem, and also that it is not new to combine with a framed picture one or two covers hinged to the frame; but so far as my knowledge extends I am the first to connect a series of picture-frames at their edges by hinged connections which admit of their being folded either to the one side or the other, and thereby rendered capable of the varied uses herein indicated.

Having thus described my invention, I claim as new and desire to secure by Letters Patent—

1. A series of picture-frames provided with backs which are ornamented and are united at their edges by flexible connections which permit them to be folded to either side, substantially as described, whereby said connected frames may be readily mounted upon and around a suitable stand or serve as an ornamental reversible screen, as set forth.

2. In combination with a polygonal stand, a series of flexibly-connected picture-frames corresponding in number to the sides of the stand, said frames being detachably mounted thereon, substantially as and for the purpose described.

EDMUND McLOUGHLIN.

Witnesses:

CHAS. M. HOYT,
GEO. R. MOONEY.