

(No Model.)

F. SCHUTTE.
BATH TUB ATTACHMENT.

No. 260,054.

Patented June 27, 1882.

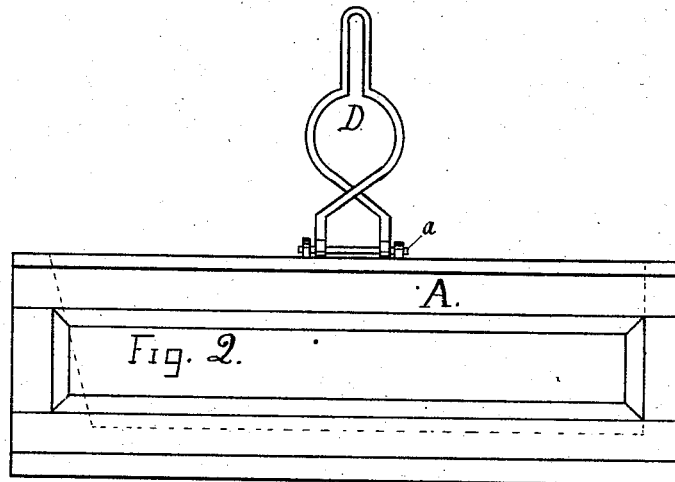
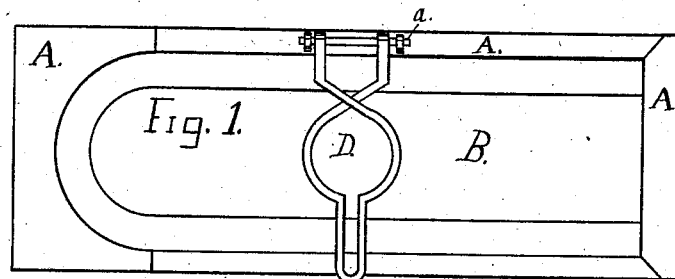


Fig. 3.

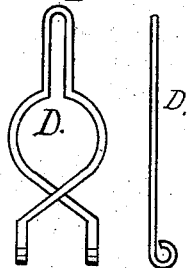
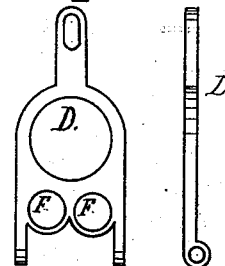


Fig. 4.



WITNESSES.

W. M. Shinn
A. B. Osland

INVENTOR.

Friedrick Schutte
by John Shinn
Attorney.

UNITED STATES PATENT OFFICE.

FRIEDRICK SCHUTTE, OF PHILADELPHIA, PENNSYLVANIA.

BATH-TUB ATTACHMENT.

SPECIFICATION forming part of Letters Patent No. 260,054, dated June 27, 1882.

Application filed April 3, 1882. (No model.)

To all whom it may concern:

Be it known that I, FRIEDRICK SCHUTTE, a citizen of the United States, residing at Philadelphia, in the county of Philadelphia and State of Pennsylvania, have invented a new and useful Improvement in Bath-Tub Attachments, of which the following is a specification.

My invention relates to attachments for bath-tubs; and it consists in an adjustable and movable wash-basin support, as will be hereinafter described, referring to the annexed drawings, in which—

Figure 1 is a top view of a bath-tub and my improvement. Fig. 2 is a side view of a bath-tub with the improvement sprung up against the wall. Fig. 3 is a view of my improved wash-basin holder when made of wire. Fig. 4 is a view of my improved wash-basin holder when cast of iron or other metal.

Similar letters of reference indicate like parts.

B represents the bath-tub; A, the wood framing.

D represents the basin-holder, which may be made of stout wire or cast in metal, as shown in Fig. 4. At one end is formed an eye for the pin *a*. (See Figs. 1 and 2.) At the opposite end from the eye is a loop or slot.

The method of attaching and using my im-

provement is as follows: Two small eye-screws are screwed in the top of the bath-tub frame A. In these eye-screws is inserted the pin *a*. On the pin *a* is hinged the basin-holder D, which, when in use, is laid across the bath-tub and frame, as shown in Fig. 1, and the wash-basin is placed in the circle D.

If desired, a coiled wire spring may be placed on the pin *a* and made to act on the holder to raise it up against the wall when the weight of the basin is removed. A small staple may be fastened in frame A and extend through and above the loop. A pin slipped through the staple will hold it down should the basin be removed.

Fig. 4 shows two small circles, F F, which may be used one for a soap-dish, the other to hold a glass or cup for water.

I do not claim any form or design, as the same may be changed; but

As my invention I claim—

The combination of the wash-basin holder D with a bath-tub, as shown, described, and for the purpose specified.

FRIEDRICK SCHUTTE.

Witnesses:

JOHN SHINN,

J. GORDON SHOWAKER.