

(No Model.)

J. E. NORTH.

WASH BENCH.

No. 260,406.

Patented July 4, 1882.

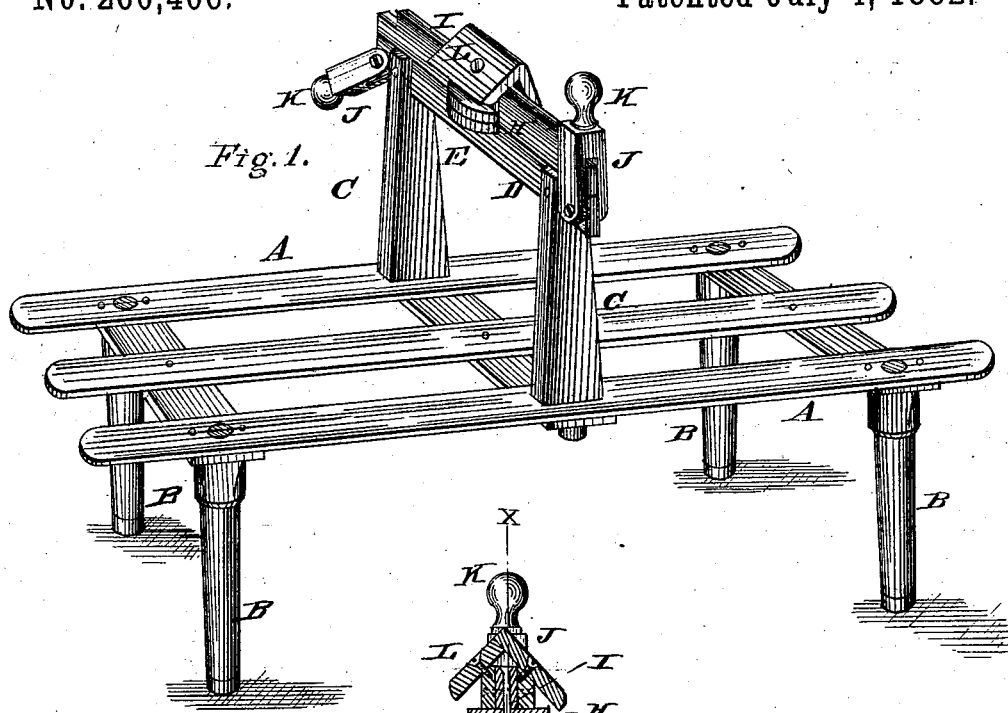


Fig. 2

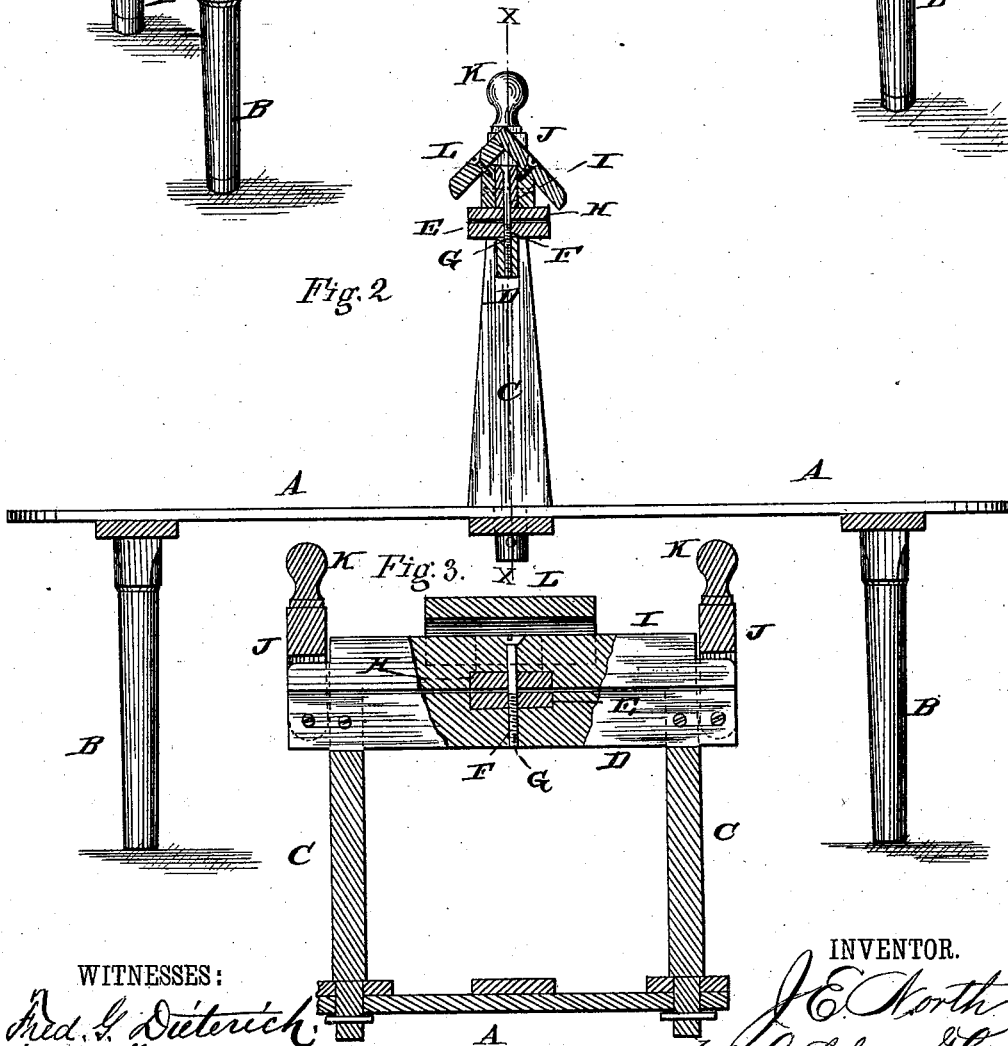
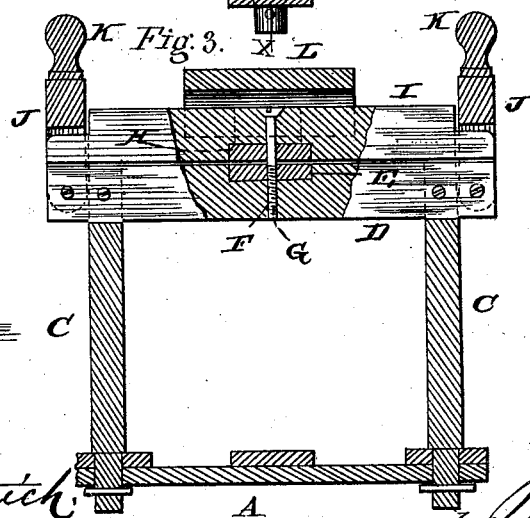


Fig. 3.



WITNESSES:

Ad. L. Dietrich
Wm. Mollerter.

INVENTOR.

J. E. North
by C. Snow & Co.
ATTORNEYS.

UNITED STATES PATENT OFFICE.

JAMES E. NORTH, OF PENN YAN, NEW YORK, ASSIGNOR OF ONE-HALF TO -
TRUMAN S. NORTH, OF SAME PLACE.

WASH-BENCH.

SPECIFICATION forming part of Letters Patent No. 260,406, dated July 4, 1882.

Application filed March 31, 1882. (No model.)

To all whom it may concern:

Be it known that I, JAMES E. NORTH, of Penn Yan, in the county of Yates and State of New York, have invented certain new and useful Improvements in Wash-Benches; and I do hereby declare that the following is a full, clear, and exact description of the invention, which will enable others skilled in the art to which it appertains to make and use the same, reference being had to the accompanying drawings, which form a part of this specification.

Figure 1 is a perspective view. Fig. 2 is a longitudinal sectional view, and Fig. 3 is a sectional view on the line *xx*, Fig. 2.

Corresponding parts in the several figures are denoted by like letters of reference.

This invention relates to an improved wash-bench, the construction of which will be hereinafter fully described, and particularly pointed out in the claim.

In the drawings hereto annexed, A represents a suitable bench or stand, supported upon legs B, and having two centrally-located uprights, C C, one at each side, connected by a top or cross piece, D. The latter is provided at its center with a flat horizontal circular disk, E, forming a turn-table, having a central opening, F, to receive a bolt, G, projecting downwardly from a corresponding circular disk, H, secured upon the under side of a bar, I, which rests on top of the cross-piece D, upon which it is thus swiveled in such a manner as to turn freely.

J J are bails or catches pivoted to the ends of the cross-piece D, and having handles K, by which they may be manipulated so as to be adjusted over the ends of the swiveled bar I, which is thereby retained in position parallel to cross-piece D.

L is a Λ -shaped cap secured centrally upon

the swiveled bar I, for the purpose which will be presently described.

In operation the wash-tubs are placed upon the bench A and the wringing-machine is secured to the swiveled bar I, straddling the cap L. The clothes may be wrung through the machine from one tub into the other, the water being guided by the inclined cap L back into the first tub. When the clothes have been washed or rinsed in the second tub, as the case may be, the catches J may be released and the swiveled bar swung around, thus reversing the machine and enabling the clothes to be passed through it and back into the first tub.

This device is exceedingly simple and convenient, inasmuch as it affords room for the two wash-tubs and the wringer, and the latter, when once secured in position, need not be removed in order to reverse it, this being done by simply turning the swiveled bar I.

Having thus described my invention, I claim and desire to secure by Letters Patent of the United States—

The herein-described improved wash-bench having the uprights C C, cross-bar D, having disk or turn-table E and bails J, provided with handles K, pivoted to the ends of said cross-piece, and the swiveled bar I, having disk H and Λ -shaped cap L, all combined and operating as herein described, for the purpose set forth.

In testimony that I claim the foregoing as my own I have hereto affixed my signature in presence of two witnesses.

JAMES E. NORTH.

Witnesses:

J. R. LITTELL,
WM. BAGGER.