

(No Model.)

J. H. CATERSON.
PHOTOGRAPHIC PICTURE CASE.

No. 260,535.

Patented July 4, 1882.

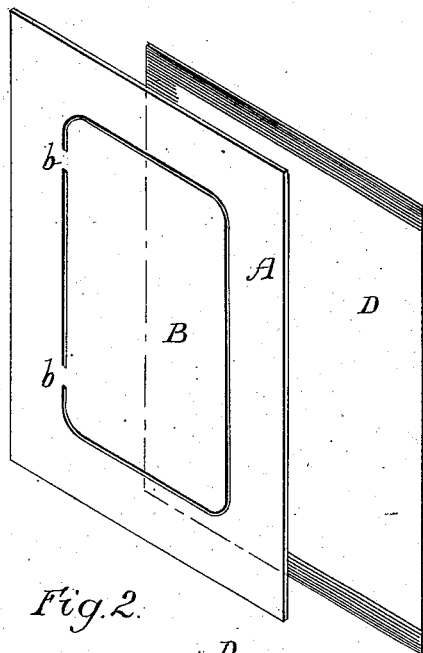


Fig. 2.

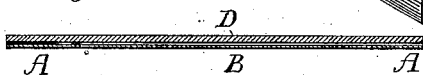


Fig. 3.

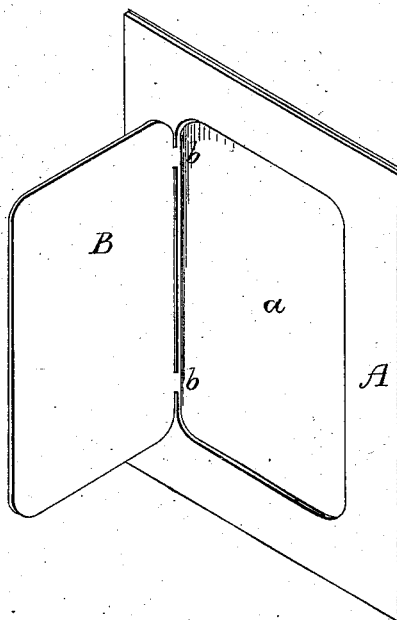


Fig. 1.

Witnesses:
Harry Drury
Hamilton Turner

Inventor:
James H. Caterson
by his attorneys,
Howson and Jones

UNITED STATES PATENT OFFICE.

JAMES H. CATERSON, OF PHILADELPHIA, PENNSYLVANIA.

PHOTOGRAPHIC-PICTURE CASE.

SPECIFICATION forming part of Letters Patent No. 260,535, dated July 4, 1882.

Application filed May 1, 1882. (No model.)

To all whom it may concern:

Be it known that I, JAMES H. CATERSON, a citizen of the United States, and a resident of Philadelphia, Pennsylvania, have invented an
5 Improvement in Photographic-Picture Cases, of which the following is a specification.

My invention consists of a card-case constructed in the peculiar manner, fully described hereinafter, with the view of utilizing the heretofore-discarded portions of ordinary card-mounts, and with a view to economy in the consumption of paper for the backing, between which and the card the picture is introduced.

In the accompanying drawings, Figure 1 is
15 a perspective view of my improved case for photographic pictures; Fig. 2, a section, and Fig. 3 a perspective view, of detached parts composing the card-case.

In the manufacture of card-holders for photographs it is usual to discard the portion cut from the card for the exposure of the photograph, and to so extend the paper backing between which and the card the picture is introduced that it will form a flap for covering the
25 said picture.

In carrying out my invention I discard the extended backing forming the flap and utilize the part usually cut out by making it into a hinged cover for the picture in the following
30 manner:

In cutting the opening *a* in the card *A*, Fig. 1, I do not entirely detach the central portion, *B*, but leave at one edge connections *b b*, which convert the said central portion into a hinged

cover for the picture introduced between the rear of the card *A* and the backing *D* of paper, which backing, instead of being extended beyond the card so as to form the covering-flap, as usual, is of the same size as the card, and is pasted to the latter at three edges, (see shading-lines, Fig. 3,) so as to leave a slit at the fourth edge between the card and backing for the introduction of the picture.

Economy in the manufacture is thus assured by utilizing the hitherto-discarded central portion, *B*, and by a saving of one-half of the paper commonly employed for the usual cover or flap.

The portion *A* need not necessarily be of paper, as leather or fabric may be used, and instead of having two hinge-connections, *b*, for the cover *B*, three or more may be used, or one edge of the cover may be connected to the card *A* throughout, or almost throughout, its length, the joint being scored, if desired, to facilitate
55 the turning back of the cover.

I claim as my invention—

A card-case in which the card *A*, having a hinged central portion, *B*, is combined with the backing *D*, substantially as described.

In testimony whereof I have signed my name to this specification in the presence of two subscribing witnesses.

J. H. CATERSON.

Witnesses:

HARRY DRURY,
HARRY SMITH.