

(Model.)

D. G. MILLER.
HAME FASTENER.

No. 260,597.

Patented July 4, 1882.

Fig. 1.

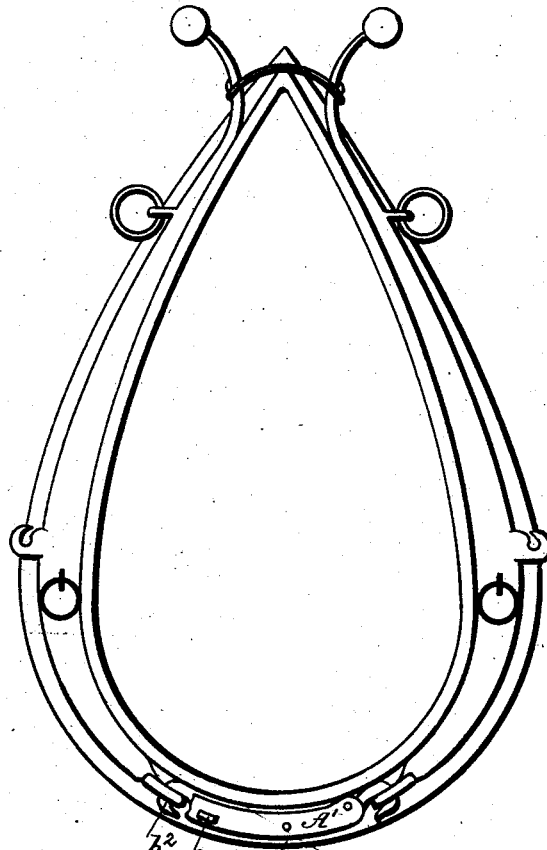


Fig. 2.

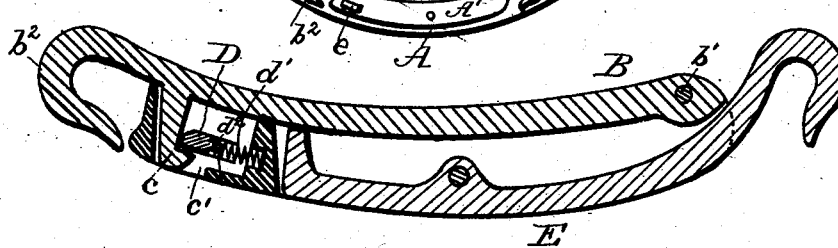
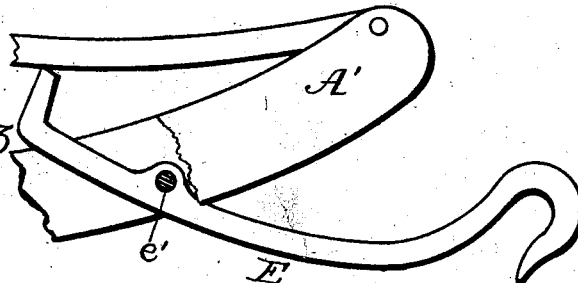


Fig. 3.



WITNESSES

J. M. Burnham.
J. L. Wildman

D. G. Miller, INVENTOR

per

Robert M. Newton ATTORNEYS

UNITED STATES PATENT OFFICE.

DAVID G. MILLER, OF SOUTH FRANKFORT, MICHIGAN, ASSIGNOR OF ONE-HALF TO CHRISTIAN C. MILLER, OF SAME PLACE.

HAME-FASTENER.

SPECIFICATION forming part of Letters Patent No. 260,597, dated July 4, 1882.

Application filed April 18, 1882. (Model.)

To all whom it may concern:

Be it known that I, DAVID G. MILLER, a citizen of the United States, residing at South Frankfort, in the county of Benzie and State of Michigan, have invented a new and useful Improvement in Hame-Fasteners, of which the following is a specification.

My invention relates to improvements in hame-fasteners in which two parallel hooks pivoted in the case of fastener are made to lock closely in the case by means of an axis located at a proper point upon the arm of the lower hook, combined with a vertical bearing at the inner and lower end of the same, and an inverted catch in the upper hook, and a lock inclosed in the end of fastener; and the object of my improvement is to provide a hame-fastener whose lower hook will keep closely fitted in the case as companion to the upper hook under any strain that may be brought to bear upon the fastener while in use. I attain these objects by the mechanism illustrated in the accompanying drawings, in which—

Figure 1 represents a hame-fastener locked and properly adjusted in the hames, and showing the relative bearing of the fastener, the hames, and the collar. Fig. 2 is a sectional view of my hame-fastener locked. Fig. 3 is a continued circumscribed view of Fig. 2, showing the lever represented in the lower hook, with the relative strain upon upper and lower hooks within the radius of the angle in Fig. 2.

Similar letters refer to similar parts through the several views.

A represents my complete hame-fastener; B, the hinged shank in the same, with pivot b' and hook b^2 at its respective ends, and having near its hooked end an inverted catch, C.

A' is the case of the fastener, embracing two parallel bars open at one end, and having its lower end cut out, so as to form an inclosure open at its top, and having an upper and lower wall, with section of flooring containing an aperture, C', to give freedom from contact with catch C.

Dis the device for locking my fastener, properly arranged in inclosure at the lower end of the case A', showing spiral spring d' adjusted in the upper wall of inclosure, the slide d^2 working in slots with exterior finger-piece, e.

E represents the lever of my hame-fastener, having a hole through an enlarged portion of the same, with a movable pivot, e' , connecting the same with the case A' at or about its horizontal center, and terminating in its upper end in a hook, and having in the reverse direction a vertical end.

The shank B and lever E are made to conform in shape to the case A', and have such dimensions in breadth and depth as to constitute with the case A' and each other a complete fit when locked in the same.

Into the case A' is inserted the lever E by means of the pivot e' , having its relative bearing in the enlarged portion of the lever E at a proper distance from its lower end, and at a proper point on the horizontal center of case A'. The shank B, properly inserted upon its hinge in case A', is brought down to closely fit upon the vertical end of lever E. The catch C being locked in inclosure by automatic action of same, engaging with the slide d^2 , moved by the spring d' , the lever E is kept from swagging downward, when under strain, by the relative bearing of the forces embraced within the radius of the angle made by the point of contact of vertical end of lever E with the shank B and the axis e' of lever E, and the base embraced between the axis e' and vertical end of lever E.

My hame-fastener when locked receives the force of the strain in equal distribution upon all its parts, and is free from the danger of having the lower hook to swag, and the evil resulting from the same in one end of fastener cutting into the collar, and the inner end of the lower hook and the catch of the upper hook twisting and breaking off.

I am aware that on the 14th day of March, 1882, a patent issued to Albert G. Richardson, numbered 255,022, for a hame-fastener embracing two parallel bars, with an upper and a lower hook pivoted and hinged upon a pivot and a rod, respectively, in the same. Therefore I do not claim a hame-fastener embracing such a combination, or any part thereof, broadly; but

What I do claim as my invention, and desire to secure by Letters Patent, is—

1. In a hame-fastener, the combination, with the hinged shank B, of the lever E, pivoted

to the case at the point on the lever E stated and described, and provided with the vertical end bearing, all substantially as shown and described.

- 5 2. The catch C, in combination with the hinged shank B, the locking device D, the lever E, pivoted as shown, and provided at its inner

end with a vertical bearing, and case A, all in combination substantially as described, and for the purposes specified.

DAVID G. MILLER.

Witnesses:

A. K. BROWNE,
ALFRED CLUM.