

(No Model.)

J. ASHENFELTER.
ROAD SCRAPER.

No. 260,635.

Patented July 4, 1882

Fig. 1.

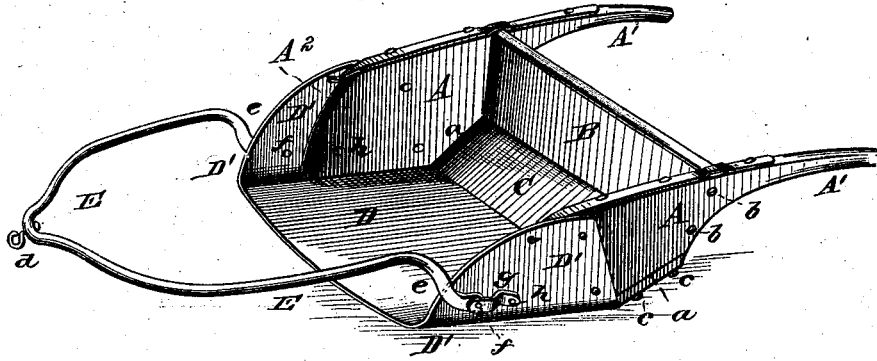


Fig. 2.

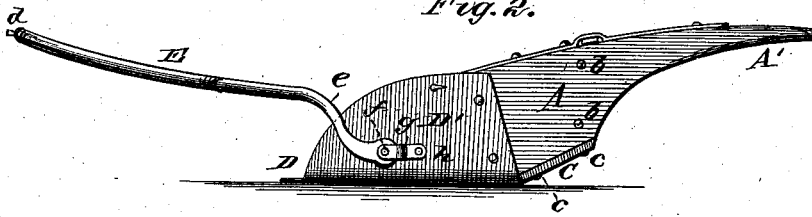
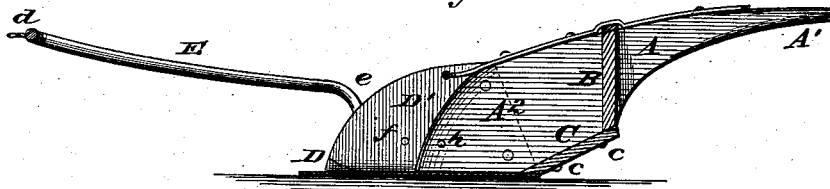


Fig. 3.



WITNESSES

Wm. L. Dieterich
D. C. Dieterich

Joseph Ashenfelter,
INVENTOR
by Louis Bagger & Co
Attorneys

UNITED STATES PATENT OFFICE.

JOSEPH ASHENFELTER, OF BLUE SPRINGS, NEBRASKA.

ROAD-SCRAPER.

SPECIFICATION forming part of Letters Patent No. 260,635, dated July 4, 1882.

Application filed February 9, 1882. (No model.)

To all whom it may concern:

Be it known that I, JOSEPH ASHENFELTER, of Blue Springs, in the county of Gage and State of Nebraska, have invented certain new and useful Improvements in Road-Scrapers; and I do hereby declare that the following is a full, clear, and exact description of the invention, which will enable others skilled in the art to which it appertains to make and use the same, reference being had to the accompanying drawings, which form a part of this specification, and in which—

Figure 1 is a perspective view of my improved road-scraper. Fig. 2 is a side view of the same; and Fig. 3 is a cross-section of the scraper-box.

Similar letters of reference indicate corresponding parts in all the figures.

My invention contemplates an improved construction of road-scrapers, as hereinafter more fully set forth, and particularly pointed out in the claim.

In the annexed drawings, the letters A A represent the side pieces of the scraper-box, which are extended rearwardly to form handles A' A'. B is the back, and C is the inclined rear bottom, the former being bolted between the sides A A by bolts *b b*, while the latter is bolted upon the under side of the incline *a a* by bolts *c c*. By this construction and arrangement the parts A, B, and C (which are of wood) are firmly and solidly united to form the scraper-box, without danger of "springing" the side bolts, *b*, by the lateral pressure of the dirt in the box. The sides A A are extended forward of the inclined bottom C to form wings A², one on each side, for the permanent attachment of the scraper-shovel D, which is composed of a steel plate having rounded corners D' D', bent at right angles and bolted to the side wings, A² A², of the wooden box, from which they project, so as to form a curved sharp-edged cutter or colter on each side of the box.

E is the draft-bail, in the forward end of

which is a ring or clevis, *d*, to which the team is hitched. Near its point of attachment to the scraper-box this bail is bent or curved, as shown at *e e*, into an S shape, with its inner end hinged upon a bolt, *f*, inserted through the side cutters or colters, D'. The pivot-bolt *f* is re-enforced by a staple, *g*, which is securely fastened upon the sides of the scraper-box by another bolt, *h*, inserted through both the steel part D' and wooden part A², which constitute the sides of the box, thus forming a very strong means of attachment of the bail to the scraper proper without interfering in the least with the free and easy movements of the latter.

The bends *e e* of the bail keep the latter sufficiently high above the ground to keep it clear of the sod, clods, and rubbish taken up by the scraper, and the sharp sides or colters D' D' make an easy cut, which covers the entire width of the scraper, including the thickness of its wooden sides.

I have already pointed out the advantage—viz., strength and durability—which results from the detailed construction of the wooden part of the scraper-box.

Having thus described my invention, I claim and desire to secure by Letters Patent of the United States—

The improved road-scraper herein shown and described, composed of the sides A² A A', back B, inclined bottom C, steel shovel D, bent to form the side cutters, D' D', and bail E, having S-shaped bends *e e*, by which it is pivoted upon the staple-bolts *f f*, the whole constructed and combined substantially as and for the purpose herein shown and specified.

In testimony that I claim the foregoing as my own I have hereunto affixed my signature in presence of two witnesses.

JOSEPH ASHENFELTER.

Witnesses:

W. G. RISIE,

WM. A. MCMICHAEL.