

(No Model.)

I. BROOKE.

SHUTTER FASTENER AND ALARM.

No. 260,649.

Patented July 4, 1882.

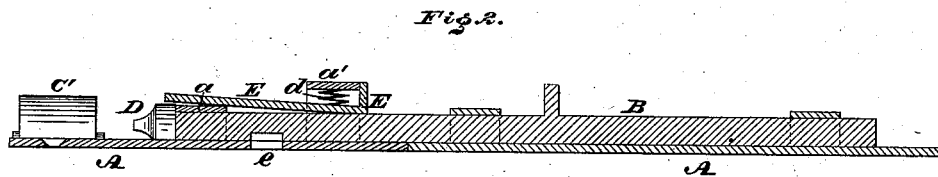
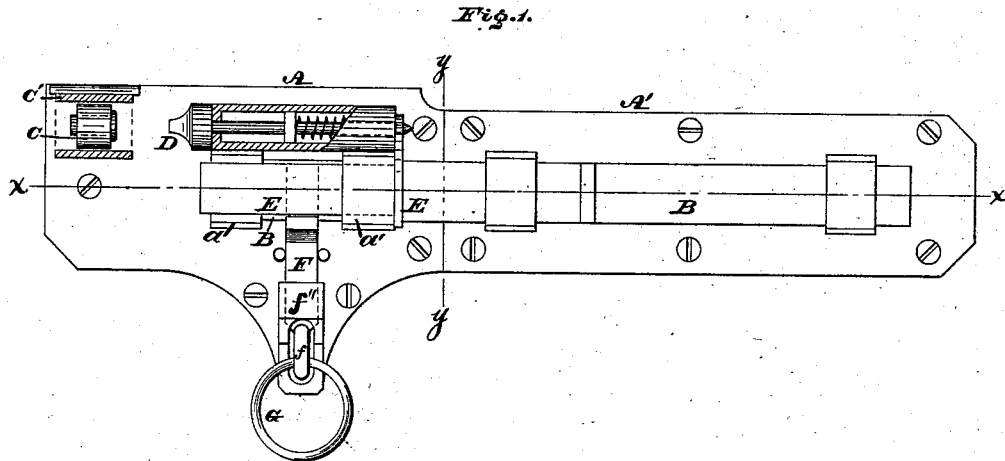
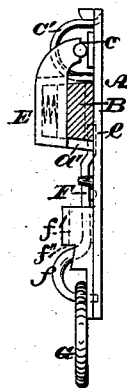


Fig. 3.



WITNESSES:

George L. Platt.  
H. F. Fisher

INVENTOR:

Isaac Brooke,  
BY John A. Giedersheim ATTORNEY.

# UNITED STATES PATENT OFFICE.

ISAAC BROOKE, OF ROYER'S FORD, PENNSYLVANIA:

## SHUTTER-FASTENER AND ALARM.

SPECIFICATION forming part of Letters Patent No. 260,649, dated July 4, 1882.

Application filed March 4, 1882. (No model.)

*To all whom it may concern:*

Be it known that I, ISAAC BROOKE, a citizen of the United States, residing at Royer's Ford, in the county of Montgomery, State of Pennsylvania, have invented a new and useful Improvement in a Shutter-Fastener and Alarm, which improvement is fully set forth in the following specification and accompanying drawings, in which—

Figure 1 is a front view, partly broken away, of the fastener and alarm embodying my invention. Fig. 2 is a longitudinal section thereof in line *x x*, Fig. 1. Fig. 3 is a transverse section in the line *y y*, Fig. 1.

Similar letters of reference indicate corresponding parts in the several figures.

My invention consists of a dog for securely locking a shutter-bolt, the connected ring whereof is also employed for drawing in the shutter, the construction of said dog, the ring, the face-plate, and the keeper being hereinafter fully set forth.

It also consists of means for sounding an alarm should attempts be made to open the shutter from the outside.

Referring to the drawings, *A A'* represent the plates of the shutter-fastener, and *B* the sliding bolt thereof, said face-plate *A* having keepers *a a'*, which are of different depth, as more clearly shown in Fig. 2.

To the face-plate *A* is secured a nipple or holder, *C*, for a cap or cartridge, said holder having, if desired, a cover, *C'*. To the face-plate is also fitted a longitudinally-extending hammer, *D*, which is so disposed that it will strike the cap or cartridge on the holder *C*, said hammer being impelled thereagainst by a spring, *b*, suitably connected to the hammer and face-plate or barrel to which the hammer is fitted.

*E* represents a dog which is of right-angular form, the longitudinal limb thereof passing freely between the bolt *B* and keeper *a'* and resting freely on the outside of the other keeper, *a*. The transverse limb of the dog engages with a neck, *c*, on the stem of the hammer *D*, a spring, *d*, being interposed between the outer face of the dog and the keeper for holding the dog engaged with the stem of the hammer, and serving in a measure to keep the dog in position.

It will be seen that the depth of the keeper

*a'* is such that the dog *E* may have a certain play in said keeper. Consequently the bolt may also have a certain play in said keeper. Now, when the hammer is cocked or set or locked by the dog *E* and attempts are made to open the shutter from the outside, the wrenching or transverse motion imparted to the bolt causes the latter to press against the dog *E*, which, yielding, becomes disengaged from the stem of the hammer and no longer controls the hammer, whereby the hammer, under impulse of the spring *d*, is forcibly impelled against the cartridge on the holder *C*, which, being discharged, sounds an alarm, thus indicating the attempt to open the shutter.

*F* represents a vertically-extending dog which is pivoted or hung to the face-plate and adapted to engage with a notch, *e*, on the rear of the bolt *B*, said dog having a hook or eye, *f*, on its lower end, for holding a ring, *G*. The dog *F* is loosely pivoted to the face-plate and held on its bearings by a spring, *f'*, which is fitted in a keeper, *f''*, of the face-plate, said keeper being of increased depth, so as to permit the passage of the dog from below in the operation of locating said dog and the insertion of the spring, said spring serving to retain the dog in position and press it against the bolt.

The hook *f*, at the lower end of the dog, is open at the rear, the extreme end projecting into a slot in the face-plate, so that the ring *G* may be easily fitted to said hook prior to the application of the dog and spring, and afterward held in position. When the end of the ring enters the aforesaid slot the wall of the face-plate serves to close the back or opening of the hook, whereby the ring is secured, and there are no projections on the back of the face-plate. The shutter may be drawn in by the ring *G*, thus also forcing back the top of the dog *F*. The other shutter is then closed and the bolt shut forward to its full extent. The dog is then let go, whereby it engages with the notch *e*, and the bolt is locked.

Having thus described my invention, what I claim as new, and desire to secure by Letters Patent, is—

1. The bolt with the notch *e*, in combination with the dog *F*, the slotted face-plate the keeper *f''*, the spring *f'*, and the ring *G*, said

dog being loosely fitted to the face-plate and having an open hook at bottom, which hook and the face-plate serve to hold the ring G in position, substantially as and for the purpose  
5 set forth.

2. The bolt, in combination with the face-plate having keepers of different depths, a hammer, and a cartridge-holder, and a spring-

pressed dog loosely fitted to the keepers and engaging with the hammer, substantially as 10 and for the purpose set forth.

ISAAC BROOKE.

Witnesses:

A. P. GRANT,  
HENRY F. REARDON.