

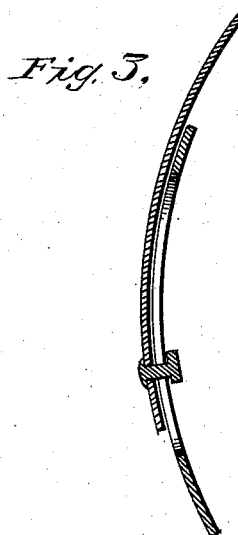
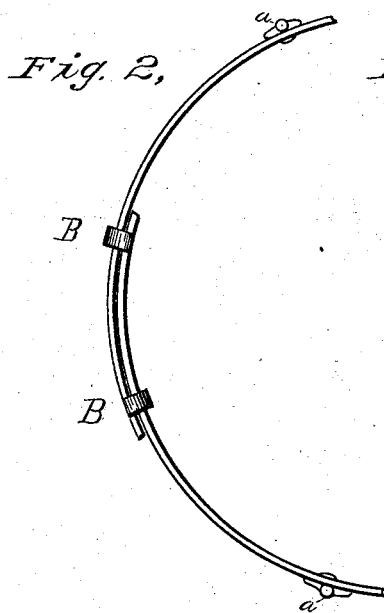
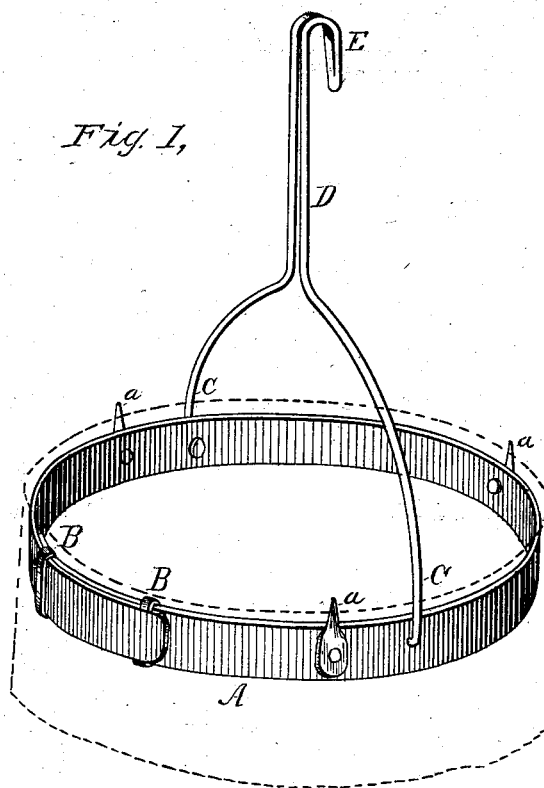
(No Model.)

J. R. PENDLETON.

BAG HOLDER.

No. 260,707.

Patented July 4, 1882.



WITNESSES:

*Wm. S. Dietrich*  
*Charles H. Bates*

INVENTOR.

*John R. Pendleton*  
by *Kimball & Simpson & Co.*  
ATTORNEYS.

# UNITED STATES PATENT OFFICE.

JOHN R. PENDLETON, OF WASHINGTON, DISTRICT OF COLUMBIA.

## BAG-HOLDER.

SPECIFICATION forming part of Letters Patent No. 260,707, dated July 4, 1882.

Application filed April 22, 1882. (No model.)

*To all whom it may concern:*

Be it known that I, JOHN R. PENDLETON, a citizen of the United States, residing at Washington, District of Columbia, have invented certain new and useful Improvements in Bag-Holders; and I do hereby declare the following to be a full, clear, and exact description of the invention, such as will enable others skilled in the art to which it appertains to make and use the same, reference being had to the accompanying drawings, and to letters or figures of reference marked thereon, which form a part of this specification.

Heretofore, I am aware, bag-holders of various forms have been invented and patented; but all, as far as I have been able to learn, labor under one or more disadvantages. Many such are cumbersome and inconvenient to move from place to place. Others are not easily adjustable to different-sized bags, while all are comparatively expensive and ill adapted for general use.

The object of my invention is to construct a bag-holder which shall be simple and inexpensive, of light weight, easily adjustable to the bag, and which may be transported with facility from place to place as the exigencies of business require.

My invention consists in a bag-holder comprising an elastic metallic strip, provided upon its periphery with upwardly-extending spurs, and having its extremities bent so as to overlap each other—each end being provided with a keeper, through which passes the opposite extremity of the strip—and having connected with it a bifurcated handle bearing a hook upon its upper end.

In the accompanying drawings, Figure 1 represents a perspective view of my improved bag-holder; Fig. 2, a sectional top view of the same, showing the adjusting device; and Fig. 3, a detail drawing of a modified adjusting device.

Similar letters of reference indicate corresponding parts throughout the views.

A is an elastic metallic band or strip, which bears upon its periphery the upwardly-extending spurs *a*. The strip A is bent into circular shape, and bears upon either extremity a keeper, B. These keepers are placed upon opposite sides of the strip, and embrace its opposed extremities, so that the latter have longitudinal freedom of movement, while at the same time they are closely held together. In this way it will be seen that the diameter

of the circle described by the strip A may be increased or diminished, so as to render it adjustable to the different-sized bags used.

In Fig. 3 a modification of the adjusting apparatus is shown. Instead of the keepers B, a longitudinal slot is formed in one end of the elastic strip, and from the opposite end a bolt extends through said slot, and is held in that position by a cup or nut. By this device it will be seen that the ends of the strip have longitudinal freedom of movement, while being at the same time prevented from springing entirely apart.

Attached to the opposite sides of the strip A are bolted or otherwise securely attached the arms C of the bifurcated bail or handle D. This handle D is provided upon its upper extremity with a hook, E, by which it may be suspended from any convenient support.

The operation of my improved bag-holder is as follows: The hook E being attached to any convenient support—such as the upper part of the door-jamb of a car or to a joist—the operator contracts the band A and passes around it the mouth of the bag about to be filled. Upon releasing the pressure upon the strip the expansion of the latter causes the spurs to penetrate the fabric of the bag, and thus holds the latter firmly in place. The bag being filled, a second contraction of the strip releases the spurs from the bag and allows the latter to be removed, whereupon the operation may be repeated with a second bag, and so on.

It will be seen that by my construction facility of use is combined with great lightness and inexpensiveness, while at the same time the holder may be readily carried about in the hand, and by the use of a nail or piece of twine attached to any convenient support.

Having thus described my invention, what I claim as new, and desire to secure by Letters Patent, is—

As an article of manufacture, the within-described bag-holder, consisting of elastic band A, spurs *a*, keepers B, handle D, and hook E, substantially as and for the purposes specified.

In testimony whereof I affix my signature in presence of two witnesses.

JOHN R. PENDLETON.

Witnesses:

J. SPEED PENNEBAKER,  
A. B. PENNEBAKER.