

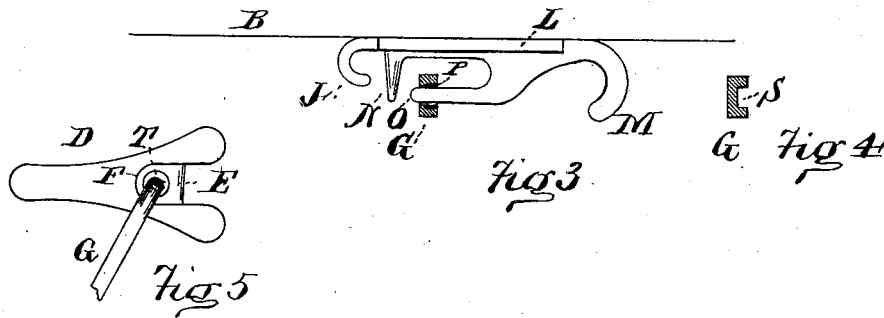
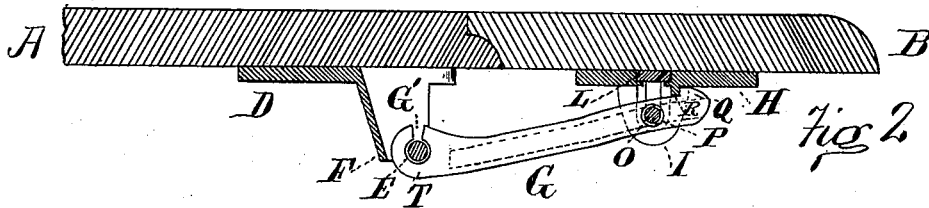
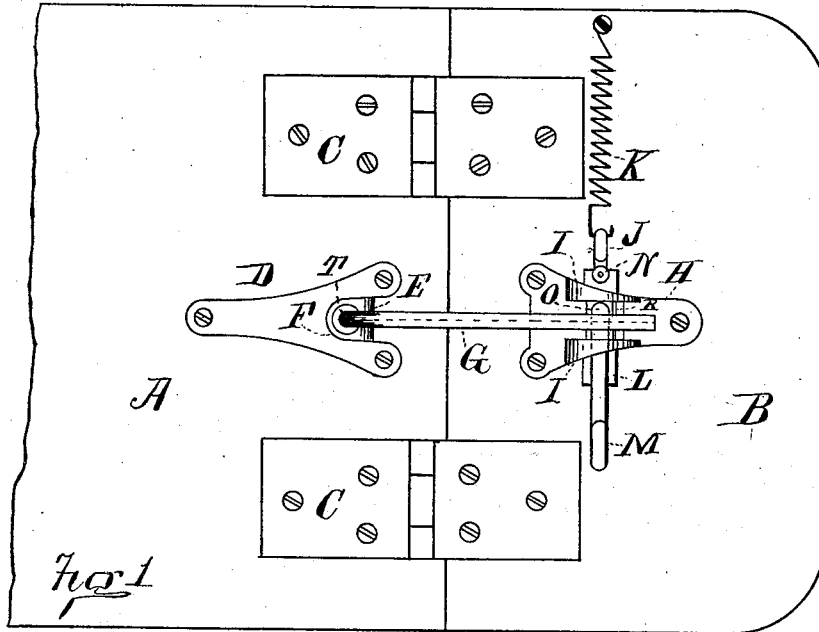
(No Model.)

N. A. HULL.

DOUBLE ACTING LOCK SUPPORT FOR TABLE LEAVES.

No. 260,986.

Patented July 11, 1882.



WITNESSES:
Amos Gipe
John Loring

Nicholas A. Hull INVENTOR
by *James H. See*

ATTORNEY

UNITED STATES PATENT OFFICE.

NICHOLAS A. HULL, OF PERU, INDIANA.

DOUBLE-ACTING LOCK-SUPPORT FOR TABLE-LEAVES.

SPECIFICATION forming part of Letters Patent No. 260,986, dated July 11, 1882.

Application filed June 25, 1881. (No model.)

To all whom it may concern:

Be it known that I, NICHOLAS A. HULL, of Peru, Miami county, Indiana, have invented certain new and useful Improvements in Double-Acting Lock-Supports for Table-Leaves, of which the following is a specification.

This invention relates to improvements on that general class of pivoted table-leaf supports set forth in Letters Patent No. 196,093, granted to me October 16, 1877; and it consists of the novel construction set forth and hereinafter claimed.

In the accompanying drawings, Figure 1 is a bottom view of a table-leaf having my improved support attached. Fig. 2 is a vertical section of the same; Fig. 3, a view of the bolt with pivoted arm in section; Fig. 4, a view of the pivoted arm in section, and Fig. 5 is a plan of the pivot-bearing with arm being attached.

A is a part of a table; B, a table-leaf; C C, the usual hinges; D, a casting carrying a pivot, E, to which is articulated the arm G, which engages with the locking devices attached to the leaf, and serves as a locking support for the leaf, substantially as set forth in the patent above referred to. The casting D, which carries the pivot E, has said pivot cast integral with it, and the jaws F of said casting, which join the pivot, are made of a thickness less than the diameter of the pivot, as shown in the drawings. The arm G at its pivoted end T has a notch, G', opening into the eye-hole for the pivot. This notch is of less width than the diameter of the pivot, but is of sufficient width to receive the thin jaw F. The arm being hooked over the jaw F in the position indicated in Fig. 5, and then turned to its normal position, becomes engaged with the pivot, and can only be disengaged by reversing the operation.

A single portion of the jaw F being of proper thinness will serve as well as if all were thin, as shown. This method of construction avoids the use of inserted rivets, and is perfectly secure from accidental separation.

O is the bolt, arranged to slide freely in the housing H attached to the table-leaf B.

The spring K, hooked to the bolt at J, serves to hold the bolt in locked position, from which it may be moved by pulling the finger-hook M. There is a hole, P, through the arm G, in such location that the bolt O will pass into the hole when the leaf is in its up position. The bolt thus prevents any movement of the leaf up or down. One side of the arm G has a groove, S, and in this groove the end of the bolt O lies while the leaf is being raised or lowered. The stop N, attached to the bolt-piece, comes in contact with the side of the arm G when the bolt is withdrawn, and thus serves to prevent the bolt being withdrawn so far as to allow the bolt end O to leave the groove S and permit the arm to drop out of the housing H. The hook Q, engaging with rib R, serves to limit the motion of the leaf in case the leaf should be lifted while the bolt is withheld by hand from engaging in hole P. The bolt O serves not only as a bolt, but also to support the arm G and retain it in position for bolting.

I claim as my invention—

1. In a support for table-leaves, the combination, with the locking devices, of the arm G, having the notch G' leading to the pivot-eye, and the pivot casting D, having cast therewith the pivot E and pivot-jaw F, said jaw having a thickness less than the diameter of said pivot, substantially as and for the purpose set forth.

2. In a support for table-leaves, the combination of pivot-piece D E, pivoted arm G, having side groove, S, and bolt-hole P, bolt-piece O, carried in housing H I, and provided with stop N and the spring K, and finger-piece M, substantially as and for the purpose set forth.

In testimony whereof I have signed my name to this specification in the presence of two subscribing witnesses.

NICHOLAS A. HULL.

Witnesses:

EDWIN D. OLIN,
E. O. FRINK.