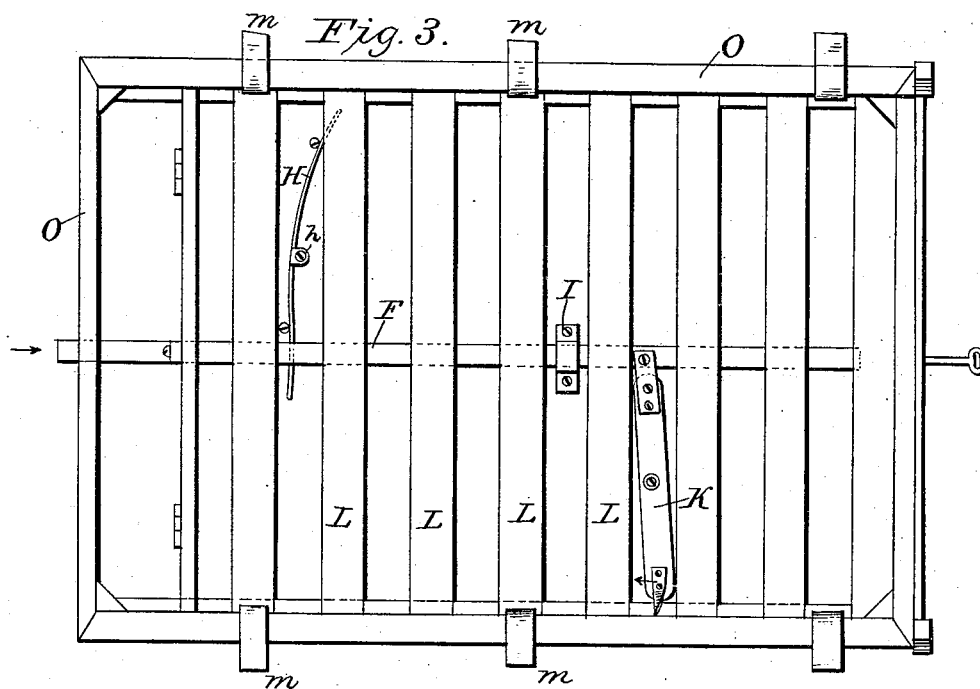
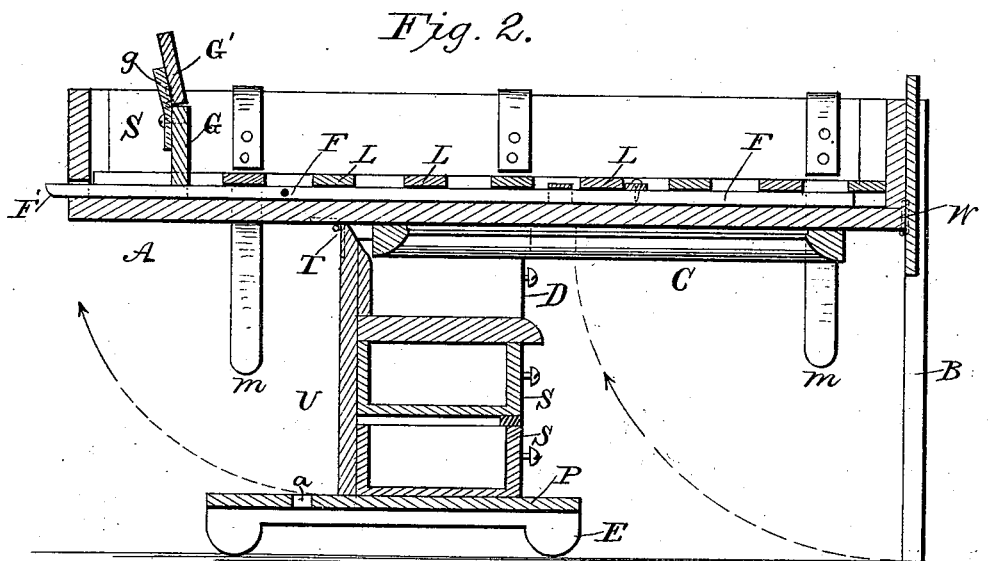


J. B. LOGAN.

COMBINED DRESSING BUREAU AND BEDSTEAD.

No. 261,006.

Patented July 11, 1882.



Witnesses:
J. M. Burnham.
Wm. L. McMill, Jr.

Inventor:
J. B. Logan
By J. W. Tallmadge
Atty.

(No Model.)

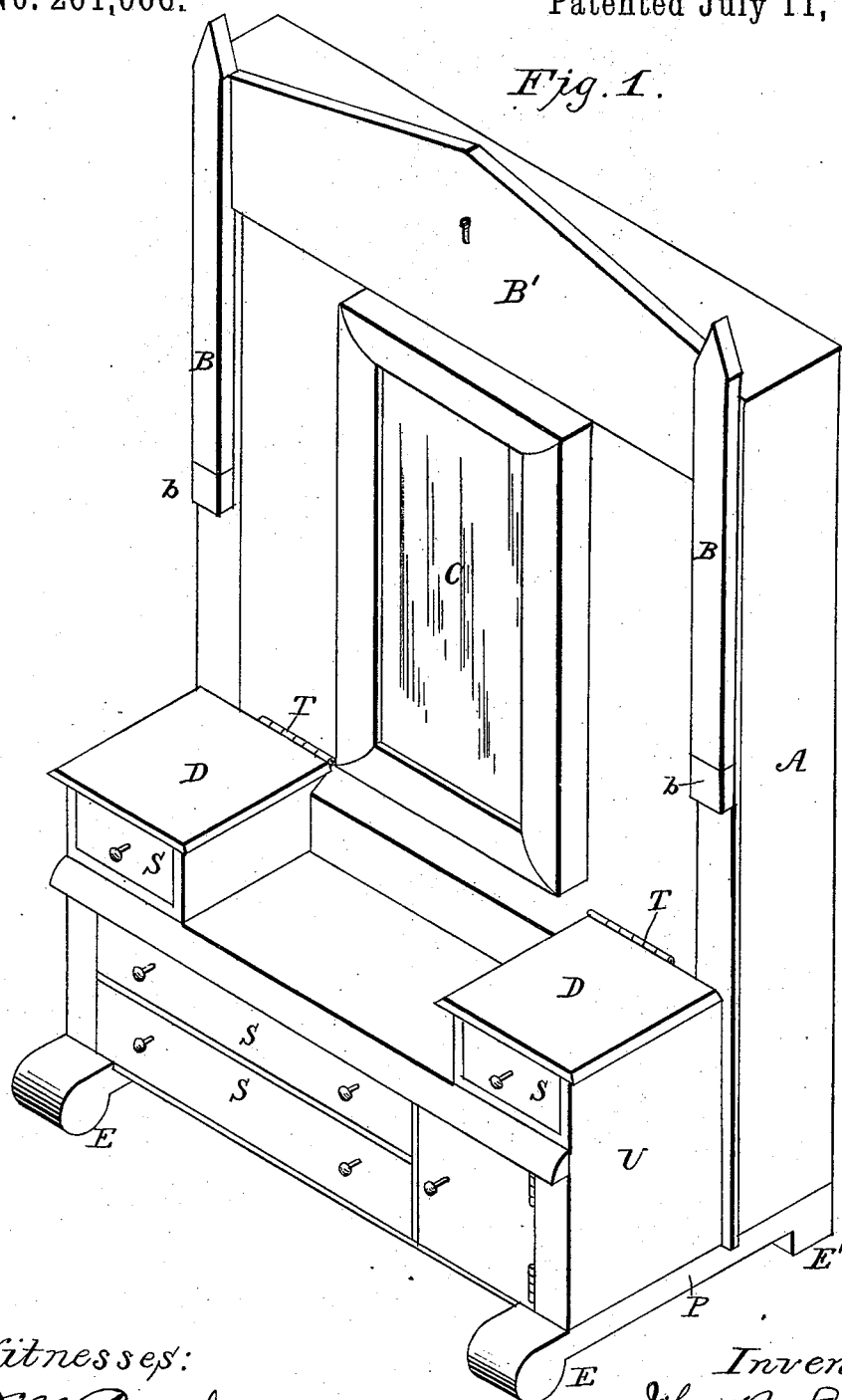
2 Sheets—Sheet 2.

J. B. LOGAN.

COMBINED DRESSING BUREAU AND BEDSTEAD.

No. 261,006.

Patented July 11, 1882.



Witnesses:
J. M. Burnham.
Wm. H. McGill, Jr.

Inventor:
John B. Logan
By C. H. Sallwade
Atty.

UNITED STATES PATENT OFFICE.

JOHN B. LOGAN, OF INDIANAPOLIS, ASSIGNOR OF ONE-HALF TO THE INDIANAPOLIS PATENT AND COPY RIGHT COMPANY, OF MARION COUNTY, INDIANA.

COMBINED DRESSING-BUREAU AND BEDSTEAD.

SPECIFICATION forming part of Letters Patent No. 261,006, dated July 11, 1882.

Application filed November 25, 1881. (No model.)

To all whom it may concern:

Be it known that I, JOHN BOVELLE LOGAN, of Indianapolis, in the county of Marion and State of Indiana, have invented certain new and useful Improvements in Combined Dressing-Bureaus and Bedsteads; and I do hereby declare that the following is a full, clear, and exact description of the invention, which will enable others skilled in the art to which it appertains to make and use the same, reference being had to the accompanying drawings, which form a part of this specification.

My invention relates to a combined bureau and bedstead; and it consists in details of construction and arrangement of parts that will be hereinafter more fully set forth in the specification and claims, and pointed out in the accompanying drawings, in which—

Figure 1 is a perspective view of my combined bureau and bed when folded; Fig. 2, a section of same unfolded, or when used as a bed; Fig. 3, a plan view of the mattress-frame, showing the fastening device.

Referring more particularly to the drawings, A represents the sides of bureau and bed-frame; B, two legs or supports for the bed when unfolded. These supports rest on ledges *b* when the bed is folded, as shown in Fig. 1. The supports B are securely fastened to the end piece, B', which is hinged at W to the upper end of the bed in such manner that when the frame is unfolded the end piece, B', and its attached supports B drop down and support the frame. The bed-frame is hinged at T to the bureau part, which consists of the drawers S, with clothes-press attachment. The lower part, P, of the bureau has feet E E' and a slot or opening, *a*, which will be explained hereinafter.

The mirror C rests between the dressers D when the bed is unfolded. The supports B and end piece, B', may be suitably decorated, carved, or ornamented. For protection against

accidental rolling, the end piece, B', is locked to the bed-frame; but this is not absolutely necessary.

Passing underneath the slats L is a spring-catch, F, which is held in position by a guide, I, and operated by a pivoted hand-piece, K, and a spring, H, pivoted at *h*. This spring-catch F extends through the bed-frame, as shown at F', and enters the slot or hole *a* in the bottom piece, P, so that when the bed is folded up the spring-catch holds the bed firmly in a vertical position. When it is desired to unfold the bed the spring-catch is withdrawn by means of the pivotal hand-piece K. The mattress is held by means of the buckle-straps M.

Near the lower end of the bed-frame is a receptacle, S, for the bedding, &c., which is formed by the partition G. This receptacle is covered by a folding piece, G', hinged to a partition, and when turned up acts as a head-board. The piece G' is held by a bolt, *g*.

Having thus described my invention, what I claim is—

1. A combined bed and bureau, consisting of a rigid receptacle for drawers, a folding bed-frame hinged to the back board of the bureau, said frame having a partition for the reception of bedding, as described.

2. The combination of the bureau W, having the bottom piece, P, with the opening *a*, with the folding bed-frame A, having the receptacle S, partition G, folding end piece, B', with supports B and spring-catch F, substantially as set forth.

In testimony that I claim the foregoing as my own I have hereunto affixed my signature in presence of two witnesses.

JOHN BOVELLE LOGAN.

Witnesses:

MARIANA PICKARD,
OLIVER M. SIMMONS.