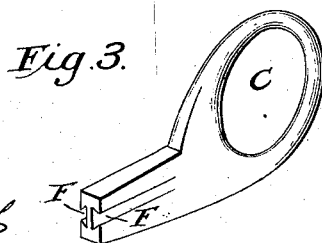
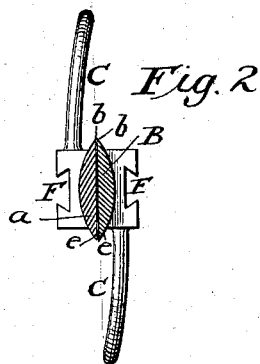
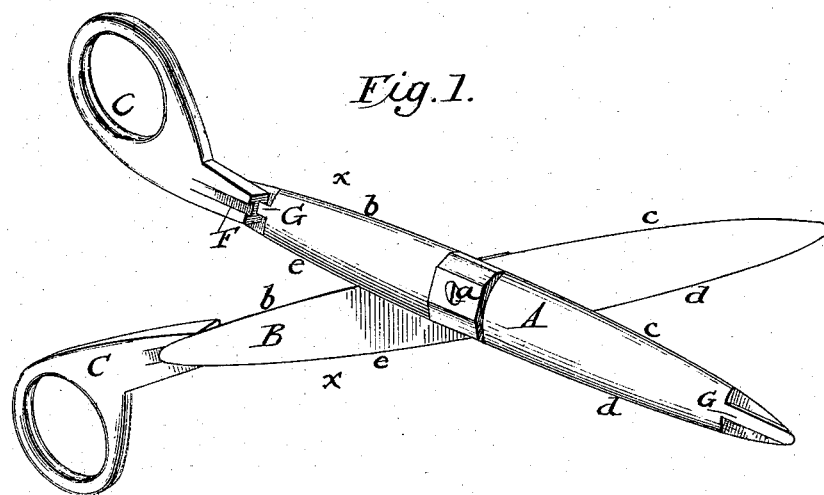


(No Model.)

T. BAKEN.
SCISSORS AND SHEARS.

No. 261,896.

Patented Aug. 1, 1882.



Attest.

Sidney P. Hollingsworth

Newton Wyckoff

Inventor.

Thomas Baken

By his Att'y

Philip T. Dodge

UNITED STATES PATENT OFFICE.

THOMAS BAKEN, OF DUN, KANSAS.

SCISSORS AND SHEARS.

SPECIFICATION forming part of Letters Patent No. 261,896, dated August 1, 1882.

Application filed May 17, 1882. (No model.)

To all whom it may concern:

Be it known that I, THOMAS BAKEN, of Dun, in the county of Wilson and State of Kansas, have invented certain Improvements in Scissors and Shears, of which the following is a specification.

The object of this invention is to construct a pair of shears in such manner that it shall possess four distinct pairs of cutting-edges, so that when one pair becomes dulled or injured another pair may be instantly brought into use, and this at a slight expense above the ordinary cost of construction.

The invention consists in two blades pivoted together in the middle and provided with cutting-edges on both sides and at both ends, in combination with reversible handles for application thereto, the construction and arrangement being such that each blade may have either one of its edges brought into action at will.

The construction of the blades and the handles may be varied to any extent desired, provided the above characteristics are retained.

In the accompanying drawings, Figure 1 represents a perspective view of my shears; Fig. 2, a cross-section on the line *xx*; Fig. 3, a perspective view of one of the handles detached.

Referring to the drawings, A and B represent the two shear-blades united by means of a pivot, *a*, at or near the middle. Instead of having a single cutting-edge, as usual, each blade is sharpened at both ends and on both edges, whereby it is given the four cutting-edges *b*, *c*, *d*, and *e*, two at each end. The blades are arranged to swing freely past each other in both directions, thus permitting either of the four edges on one to co-operate with the corresponding edge on the other, whereby four distinct pairs of cutting-edges are rendered available.

C C represent the two handles, one for each blade, each provided in opposite sides with two dovetail grooves, F, designed to receive corresponding ribs, G, formed in both ends of the blades. The handles are applied by sliding them endwise upon the blade, and the parts are so fitted that the friction will prevent their accidental separation.

If desired, pins, set-screws, springs, or equivalent means may be used to secure the handles the more firmly upon the blades.

By providing the handles with the slots in both sides their reversal is permitted, as required, in order to bring the respective edges into action.

It will be perceived that two pairs of cutting-edges are at all times ready for action, inasmuch as the edges adjacent to the handle may be used, if desired, as well as those at the opposite end. In other words, material may be cut by the edges of the blades next to the handles or those at the opposite end of the blades.

Having thus described my invention, what I claim is—

1. A pair of scissors having its blades pivoted at or near the middle, and each provided with four cutting-edges, substantially as described and shown, whereby the single instrument is given four pairs of cutting-edges.

2. A pair of scissors having its blades provided with cutting-edges at both ends, and with handles applicable at will to either end of the blades.

3. In combination with the centrally-pivoted blades provided with the ribs thereon, the grooved removable handles.

THOMAS BAKEN.

Witnesses:

W. H. BRAY,
WM. H. PARTON.