

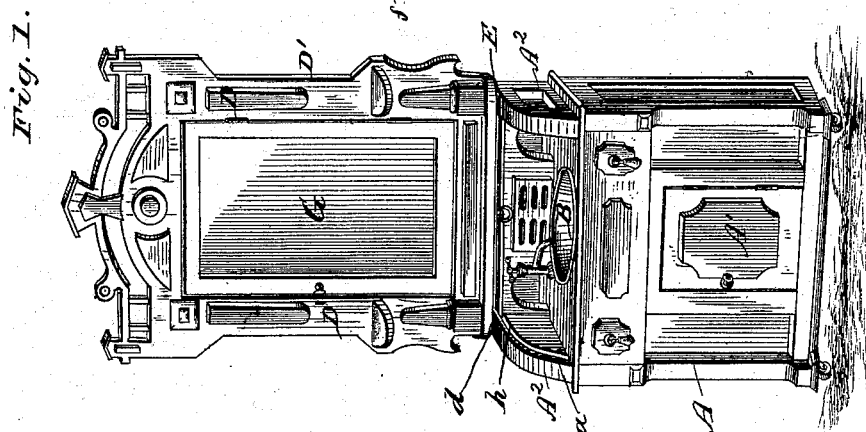
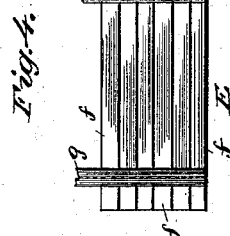
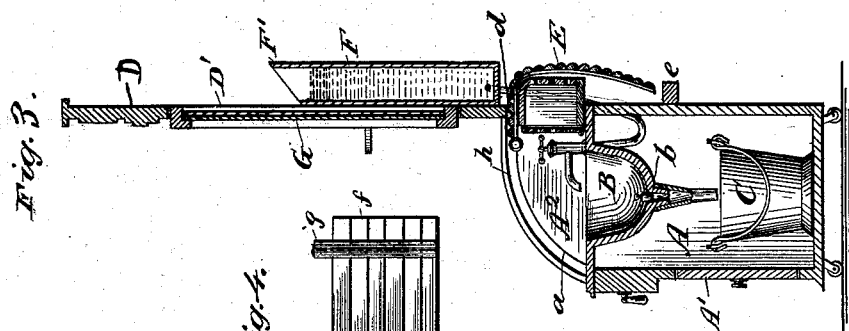
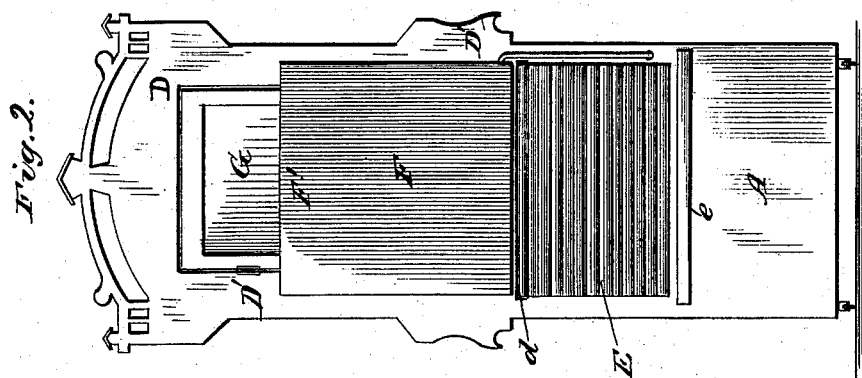
(No Model.)

R. D. FARRELL.

WASH STAND.

No. 262,030.

Patented Aug. 1, 1882.



WITNESSES:

Med. L. Dietrich
P. C. Dietrich

INVENTOR

INVENTOR.
Ralph D. Farrell,
by Louis Ragger & Co.
ATTORNEYS.

UNITED STATES PATENT OFFICE.

RALPH D. FARRELL, OF GENESEO, ILLINOIS.

WASH-STAND.

SPECIFICATION forming part of Letters Patent No. 262, C30, dated August 1, 1882.

Application filed May 8, 1882. (No model.)

To all whom it may concern:

Be it known that I, RALPH D. FARRELL, of Geneseo, in the county of Henry and State of Illinois, have invented certain new and useful Improvements in Wash-Stands; and I do hereby declare that the following is a full, clear, and exact description of the invention, which will enable others skilled in the art to which it appertains to make and use the same, reference being had to the accompanying drawings, which form a part of this specification, and in which—

Figure 1 is a perspective view of a wash-stand embodying my improvement, showing the sliding cover open. Fig. 2 is a rear elevation of the same. Fig. 3 is a vertical cross-section, and Fig. 4 is a detail view of the sliding cover.

Similar letters of reference indicate corresponding parts in all the figures.

My invention contemplates certain improvements in toilet-stands or wash-stands, which will be hereinafter more fully described and claimed.

In the accompanying drawings, the letter A represents a cabinet of suitable size, into the top of which is inserted the wash-bowl B, having the customary outlet, *b*, in its bottom, with a waste-pipe leading to a waste-water bucket, C. The cabinet has a hinged door, A', and may have one or more drawers adapted to hold soap, brushes, and similar toilet-articles.

D is the back piece, which extends up above the cabinet, to which it is braced by the rounded side pieces, A² A². The latter have curved grooves *a* following their outlines, which form ways for the sliding cover E, the construction of which will be hereinafter more fully described. This cover can, in opening the lavatory, be pushed back through a slot, *d*, in the back piece, D, when it will hang down on the back, as shown in Figs. 2 and 3, being stopped by a projecting ledge or stop-cleat, *e*, fastened upon the back piece. To the back of the latter is fastened a water-tank, F, made of galvanized iron or other suitable material, about two feet high, two feet wide, and four inches thick. The size or capacity of this tank will, however, depend on circumstances. It is open at the top F', and is concealed from view by the hinged mirror-frame and mirror G. To fill the tank this frame G, which swings

on hinges like a door, is opened, when water can readily be poured into the tank from the top by a bucket or other suitable vessel, the raised back part, F', of the tank preventing water from splashing on the wall against which the stand is placed.

The sliding cover E, which covers the lavatory when not in use, is composed of parallel slats *f*, which are united by two parallel bands of rubber, *g g*, or other suitable elastic material, each slat being secured on its under side by a screw or other suitable fastening. It is of importance that these bands *g g* should be of elastic or yielding material, and for the following reason: The side pieces, A², are not, as will be seen by reference to Fig. 3, segments or sectors of a circle, but are flat or straight on top, as shown at *h*. In pushing the slat-cover back through slot *d* in the back piece to open the lavatory, the rubber bands *g* will stretch or give, so as to permit the slats to pass this straight part *h* of the ways *a a* without binding, so that the cover will pass easily through slot *d* and hang down flat on the back of the cabinet, as shown in Fig. 3.

From the foregoing description, taken in connection with the drawings, the advantages of my improved lavatory and toilet-stand are obvious. When placed against a wall the water-tank is completely hidden from view. The back piece, D, having side pieces, D', which are wider than the tank, there is no necessity for removing the stand or shifting its position in order to fill the tank, which is done from the front by opening the mirror-frame G and again closing it when the tank is full, and the tank may easily be made large enough to hold from ten to twenty-five gallons of water, or even more.

Having thus described my invention, I claim and desire to secure by Letters Patent of the United States—

1. In a lavatory consisting of the cabinet A, having basin B and waste-water receptacle C, and provided with the back D' D', having hinged mirror G, the water-tank F, secured upon the back piece, D', back of the hinged mirror, the said tank being of greater width than the mirror, and having a raised top, F', extending up above its front part, substantially as and for the purpose shown and set forth.

2. As an article of manufacture, the improved wash-stand or lavatory herein shown and described, the same consisting of the cabinet A, containing the bowl B and a suitable waste-water receptacle, upwardly-extended back piece, D, slotted at *d*, sliding slot-cover E, water-tank F, affixed to the back of the extended back piece, D, and having a raised back, F', suitably-arranged pipes and faucets for conveying the water from the tank to the bowl, and hinged mirror-frame G, all con-

structed, arranged, and combined substantially in the manner and for the purpose herein shown and specified.

In testimony that I claim the foregoing as my own I have hereunto affixed my signature in presence of two witnesses.

RALPH D. FARRELL.

Witnesses:

JAMES H. MANDEVILLE,
AUGUST PETERSON.