

(No Model.)

H. J. WATTEYNE.
CIGAR MOLD AND BOX PRESS.

No. 262,166.

Patented Aug. 1, 1882.

Fig. 1.

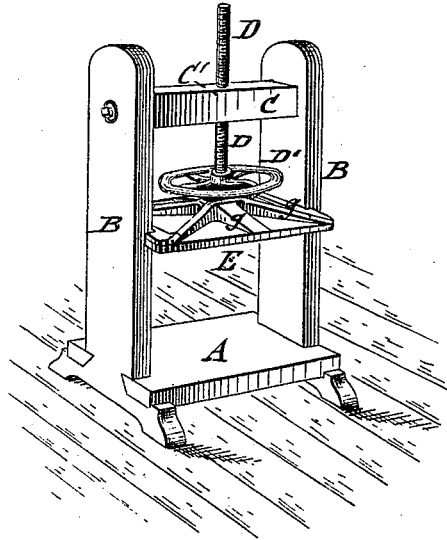


Fig. 2.

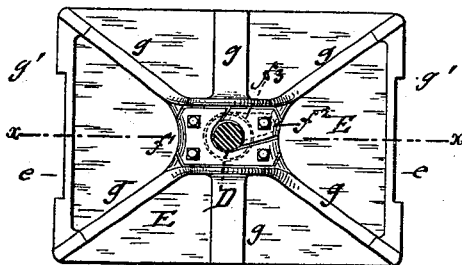


Fig. 4.

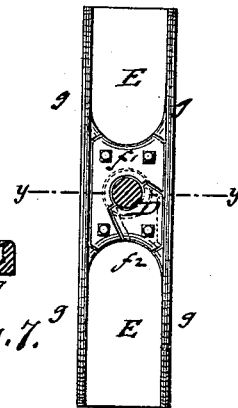


Fig. 6.

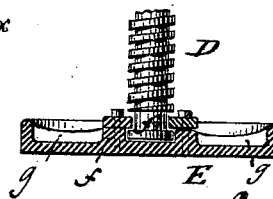


Fig. 3.

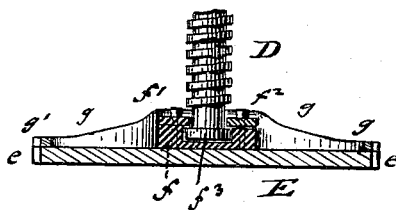


Fig. 7.

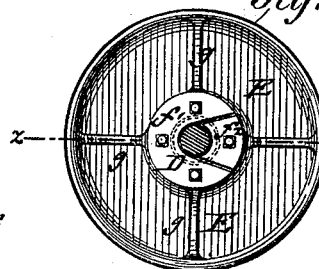
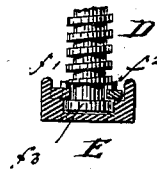
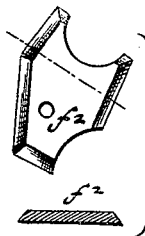


Fig. 5.



WITNESSES:

Joh. H. Rosenbaum,
Otto Pusch.



INVENTOR
Henry J. Watteyne
BY *Paul G. G. G.*
ATTORNEY

UNITED STATES PATENT OFFICE.

HENRY J. WATTEYNE, OF NEW YORK, N. Y.

CIGAR MOLD AND BOX PRESS.

SPECIFICATION forming part of Letters Patent No. 262,166, dated August 1, 1882.

Application filed June 30, 1882. (No model.)

To all whom it may concern:

Be it known that I, HENRY J. WATTEYNE, of the city, county, and State of New York, have invented certain new and useful Improvements in Cigar Mold and Box Presses, of which the following is a specification.

This invention has reference to certain improvements in presses for cigar boxes and molds, which improvements are designed with a view to render the followers detachable from the screw-spindles of said presses in such a manner that a new follower may be substituted without difficulty or delay when the one in use breaks or is otherwise injured.

The invention consists of the combination of a supporting-frame and a detachable follower that is applied to the end of the operating screw-spindle by a socket and by sectional top plates, which are screwed to the follower, the covering-plates binding over a collar at the lower end of the spindle, so as to admit the interchanging of the follower whenever desired.

It consists, secondly, of the combination, with the follower and its spindle-socket and covering-plates, of stiffening ribs or arms, which extend from the socket, and are cast in one piece therewith.

In the accompanying drawings, Figure 1 represents a perspective view of a cigar-box press with my improvements. Figs. 2 and 3 are a top view and a vertical longitudinal section on line *x x*, Fig. 1, of the follower of the same. Figs. 4 and 5 are a top view and a vertical transverse section on line *y y*, Fig. 4, of a follower as used in cigar-mold presses. Figs. 6 and 7 are a vertical central section on line *z z*, Fig. 7, and a top view of a follower of round shape, as used for cigar box and mold presses, and Fig. 8 is a bottom view and section of the wedge-shaped fastening-plate of the follower.

Similar letters of reference indicate corresponding parts.

A in the drawings represents the base-plate, B the side standards, and C the transverse top piece, of my improved cigar mold or box press. The top piece, C, is provided with a central nut, C', for the screw-spindle D, which is operated by a suitable handle or hand-wheel,

D', arranged at the upper end of the spindle, or immediately above the follower E, as shown in Fig. 1. The follower E is applied to the lower end of the spindle, and provided either with recesses *e e* in its shorter sides and with side extensions or ears for being guided along the upright standards B of the press. The follower E may be of round or oblong shape, and made either entirely of cast-iron, or partly of iron and partly of wood, as desired. The follower is connected to the lower end of the spindle by means of a center socket, *f*, and by two covering-plates, *f'* *f''*, which are both removable, the smaller plate, *f''*, being made of wedge shape, and provided with beveled sides, which are fitted to the correspondingly-beveled sides of the larger plate, *f'*, so as to firmly bind on the same. The follower E is applied by its socket *f* and the covering-plates *f'* *f''* to a collar, *f³*, at the lower end of the spindle D, the plates *f'* *f''* projecting over the collar and encircling the spindle. Both covering-plates *f'* *f''* are secured to the follower by fasteningscrews, the heads of which are countersunk, so as to form no projections at the under side of the follower.

From the center socket, *f*, of the follower extend stiffening-ribs *g* in diagonal and lateral direction, as shown in Figs. 1 and 2, which are cast integral with the socket *f*, and applied to the wooden follower, which can be made of less thickness than would be necessary if no such ribs were arranged. The diagonal ribs *g* are preferably connected at the ends by transverse pieces *g'*, whereby not only the warping of the wood is prevented, but also the thickness of the follower considerably reduced. If a cast-iron follower is used, the same is similarly strengthened by suitable ribs, *g*, or, in case the same is of round shape, by radial ribs *g*, connecting the center socket with the circumferential rib or flange, as shown in Figs. 6 and 7.

Whenever the follower should break by use it may be readily detached and a new one placed in position by means of the removable covering-plates of the socket without sending the press to a repair-shop, which is of great convenience to cigar-manufacturers, as they can readily and with little loss of time replace

the follower and bring the press into working order.

The construction of parts, whereby the follower is applied to the spindle so as to be removable therefrom and readily replaced, is also adapted with equal advantage to copying-presses with cast-iron followers, and I distinctly claim this application.

Having thus described my invention, I claim as new and desire to secure by Letters Patent—

1. The combination of a screw-spindle having an annular collar at the lower end with a removable follower having a center socket, and with removable covering-plates attached to the follower, the smaller covering-plate being of wedge shape and provided with beveled sides fitting into the beveled sides of the larger plate, substantially as specified.

2. The combination of a screw-spindle having an annular collar at the lower end with a

detachable follower having a center socket, removable covering-plates, and means for attaching the covering-plates to the follower, said follower being provided with strengthening-ribs extending from the center socket, and being cast integral therewith, substantially as specified.

3. In a cigar box and mold press, a follower having a center socket for the screw-spindle, means for detachably securing it to the spindle, and strengthening-ribs extending radially from the socket, and being cast integral therewith, substantially as set forth.

In testimony that I claim the foregoing as my invention I have signed my name in presence of two subscribing witnesses.

HENRY J. WATTEYNE.

Witnesses:

PAUL GOEPEL,
SIDNEY MANN.