

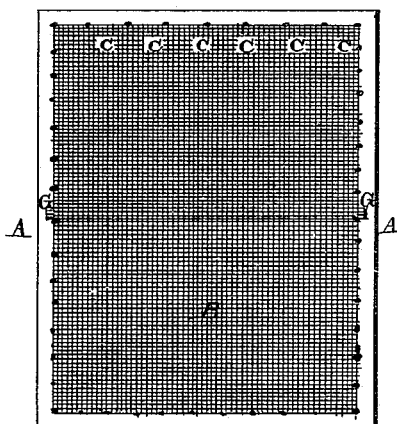
(No Model.)

E. J. WELLS.  
WINDOW SCREEN.

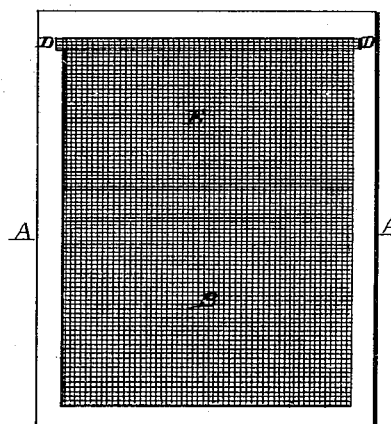
No. 262,168.

Patented Aug. 1, 1882.

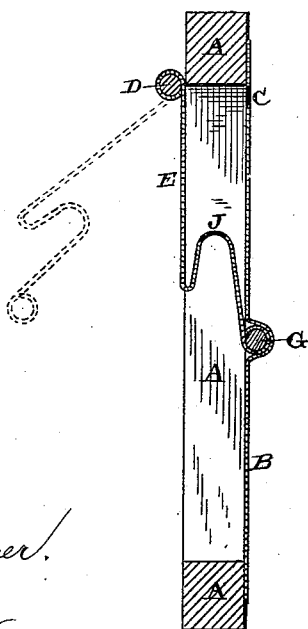
*Fig. 1.*



*Fig. 2.*



*Fig. 3.*



Witnesses.  
William H. Fortimer.  
Will H. Kern

Inventor  
Oliver J. Wells.  
per  
F. A. Lehmann,  
Atty.

# UNITED STATES PATENT OFFICE.

ELMER J. WELLS, OF KIMBALL, DAKOTA TERRITORY.

## WINDOW-SCREEN.

SPECIFICATION forming part of Letters Patent No. 262,168, dated August 1, 1882.

Application filed May 8, 1882. (No model.)

*To all whom it may concern:*

Be it known that I, ELMER J. WELLS, of Kimball, in the county of Brule and Territory of Dakota, have invented certain new and useful Improvements in Door and Window Screens; and I do hereby declare the following to be a full, clear, and exact description of the invention, such as will enable others skilled in the art to which it pertains to make and use it, reference being had to the accompanying drawings, which form part of this specification.

My invention relates to an improvement in door and window screens; and it consists in the combination of a screen which is applied to one side of the frame, and which has holes through its upper end through which insects make their escape, and a short bent hinged screen also provided with holes for the insects to pass through, and which is applied to the opposite side of the frame, and fastened to the longer screen by means of a rod or wire, as will be more fully described hereinafter.

The object of my invention is to provide a means for allowing insects in a room to pass freely through the screens, which are applied to the windows or doors, and which will prevent them from returning to the room.

Figure 1 is a side elevation of my invention taken from one side. Fig. 2 is a similar view taken from the opposite side. Fig. 3 is a vertical section of the same, showing the short hinged screen in one position in solid lines and in another position in dotted lines.

A represents an ordinary rectangular frame, such as is used for screens in both windows or doors. The outer side of this screen is covered with the usual wire-cloth, B, which has a series of openings, C, made through its upper end, and through which the insects escaping from the room pass. Upon the opposite side of the frame there is hung or pivoted by means of a rod or wire, D, a short screen, E, which is doubled upon itself near its center, and through the upper part of which doubled portion are made suitable holes, J, through which the insects pass as they crawl up the screen from the inside. The lower end of this short screen is fastened rigidly in place by

means of a rod or wire, G, which passes through its lower edge, and which extends across the frame and passes through eyes or other holding devices. The lower end of this short screen is braced tightly against the screen B, so that nothing can pass up between the two at this point. Where the short screen is doubled upon itself there is ample space left for the insects climbing up on inside of the screen to have ready access to the holes J. This short screen above this doubled part forms a chamber in which the insects are caught. After they pass through the holes J they crawl up the side of the screen B, which is toward the light, and escape through the holes C. On the insects' return through the holes C they will be trapped in this chamber, from which they must pass out through the holes C or remain prisoners. When it is desired to clean out this chamber of insects which may have died in it it is only necessary to remove the rod or wire which binds the lower end of the short screen E in place and then the screen can be opened outward, as shown in dotted lines, and allow the insects to be brushed out.

Insects fly naturally toward the light, and, having once lit upon the screen B, they crawl upward until they reach the holes J, through which they pass. In this manner insects of all kinds can pass freely out of the room, but cannot return.

This screen is especially useful to apiarists in removing combs in the honey-room. The bees will cling to the combs in spite of every effort to dislodge them, and then they become a great nuisance. If the windows are provided with screens of ordinary construction, the bees cannot escape from the room, and if the window is left open for their escape, the other bees come in for the purpose of getting their honey. By a screen of the construction above described all bees which have been brought in with the comb can readily pass out, while those upon the outside cannot get in.

Having thus described my invention, I claim—

1. The combination of a screen, B, having the holes C through its upper end, with a hinged short screen, E, having the holes J, which

short screen is constructed and arranged to operate substantially as set forth.

2. The combination of the screen B, which covers the entire frame A, and is provided with the holes C, and a short screen, E, which is so bent as to form a chamber in the upper end of the frame, and which short screen is pivoted to the frame, so as to be opened out-

ward to allow the dead insects to be cleaned out, substantially as specified.

In testimony whereof I affix my signature in presence of two witnesses.

ELMER J. WELLS.

Witnesses:

HENRY C. SMITH,  
L. M. HOWDESHELL.