

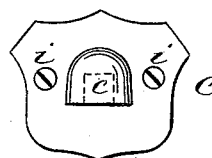
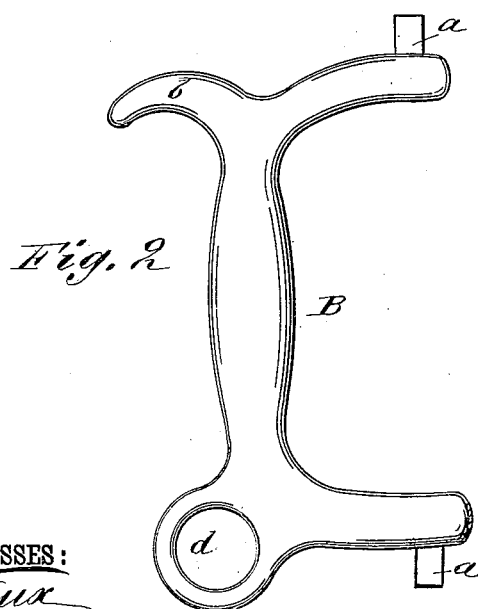
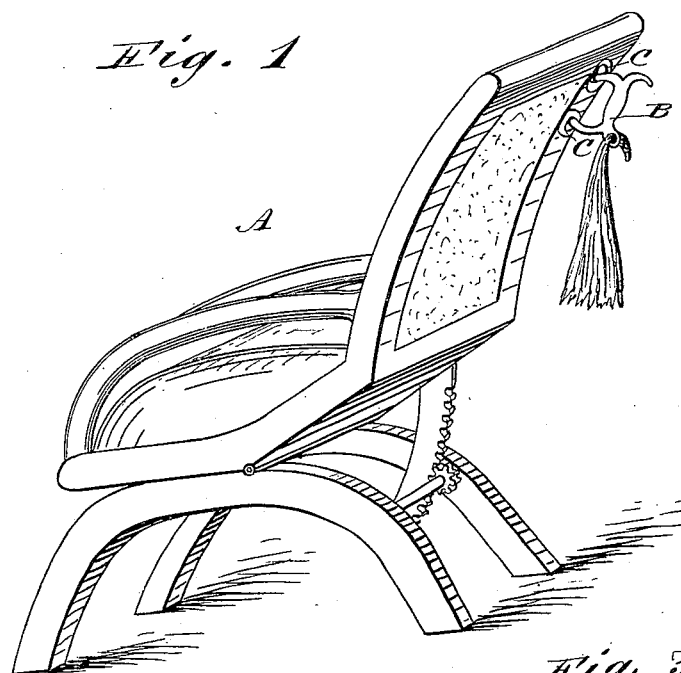
(No Model.)

C. F. VALIANT.

HANDLE ATTACHMENT FOR TILTING CHAIRS.

No. 262,190.

Patented Aug. 1, 1882.



WITNESSES:
C. N. Vaux
S. Sedgwick

INVENTOR:
C. F. Valiant
BY *Monroe H. Co.*
ATTORNEYS.

UNITED STATES PATENT OFFICE.

CHARLES F. VALIANT, OF STATE CENTRE, IOWA.

HANDLE ATTACHMENT FOR TILTING CHAIRS.

SPECIFICATION forming part of Letters Patent No. 262,190, dated August 1, 1882.

Application filed March 31, 1882. (No model.)

To all whom it may concern:

Be it known that I, CHARLES F. VALIANT, of State Centre, in the county of Marshall and State of Iowa, have invented a new and Improved Handle Attachment for Tilting Chairs, of which the following is a full, clear, and exact description.

The invention consists of the particular construction of the handle of a chair, whereby it may be easily attached to any chair, and whereby it may be used as a towel rack or holder.

Reference is to be had to the accompanying drawings, forming part of this specification, in which similar letters of reference indicate corresponding parts in all the figures.

Figure 1 is a perspective view of a tilting chair having a handle to the back thereof in accordance with my invention. Fig. 2 is a side elevation of the handle removed from the plates which hold the same to the back of the chair, and Figs. 3 and 4 are front elevations of the said plates.

A represents the tilting-chair, which may be of any size, form, or construction; and B represents the handle attached to the back of the chair, as shown in Fig. 1. The handle B is formed with the studs *a a*, by which it is secured to the chair by means of the plates C C, and is formed at its upper end with the hook or horn *b* and at its lower end with the ring *d*, the former serving as a stop for the hand of the user, the latter serving as a towel-holder, as indicated in Fig. 1. The plates C C are formed with the cups *c c*, which form the jour-

nals for the studs *a a* of the handle, and are adapted to be secured to any part of the back of the chair by means of the screws *i i*. By this means the handle B may be easily attached to the back of any chair and in any position to suit the convenience of the particular user, and by means of the handle it will be seen that the chair may be easily raised or lowered to its different positions by the use of one hand only, thus avoiding the necessity of the user laying down his razor or dental instrument every time the position of the person occupying the chair is to be changed, as is now the case, and that this change of position may be made without the necessity of placing either of the hands upon any polished or ornamented surface of the chair and soiling the same, as must be done with the chairs in use. Besides these advantages, the handle is cheap, and may be use for holding a towel in convenient position for the user, as clearly indicated in Fig. 1.

Having thus fully described my invention, I claim as new and desire to secure by Letters Patent—

A handle attachment for chairs, consisting of the curved piece B, journaled in the plates C C, and provided with the stop *b* and towel-supporting ring *d*, substantially as shown and described.

CHARLES FERDINAND VALIANT.

Witnesses:

G. H. FALCONER,
L. R. ROOT.