

(No Model.)

A. WOEBER.
FLYING TARGET.

No. 262,265.

Patented Aug. 8, 1882.

FIG. 1.

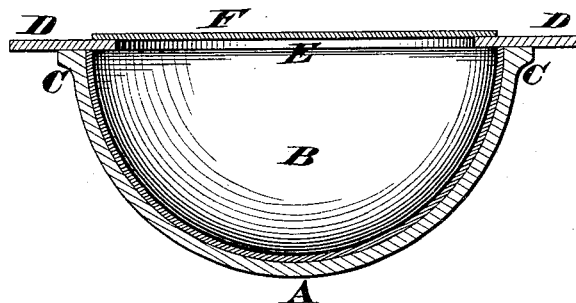


FIG. 2.

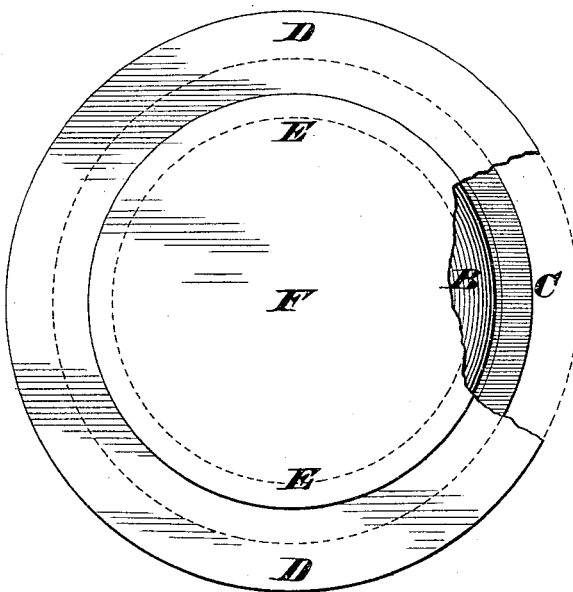
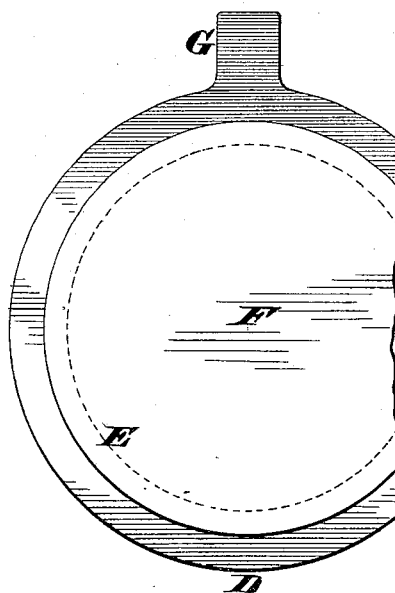


FIG. 3.



Attest.

George C. Bovey
John W. Layman.

Inventor.

Amos Woerber
by James H. Layman
Attorney.

UNITED STATES PATENT OFFICE.

AMOS WOEBER, OF CINCINNATI, OHIO, ASSIGNOR OF ONE-HALF TO HENRY
VARWIG, OF SAME PLACE.

FLYING TARGET.

SPECIFICATION forming part of Letters Patent No. 262,265, dated August 8, 1882.

Application filed March 15, 1882. (No model.)

To all whom it may concern:

Be it known that I, AMOS WOEBER, a citizen of the United States, residing at Cincinnati, in the county of Hamilton and State of Ohio, have invented certain new and useful Improvements in Explosive Flying Targets or Balls, of which the following is a specification.

The object of this invention is to simplify and otherwise improve the construction of the peculiar form of explosive flying target seen in Letters Patent No. 225,621, granted to George Ligowsky and myself March 16, 1880. In the present case the target is composed of but a single shell of an approximately hemispherical form, and coated or otherwise internally charged with a fulminate or detonating compound that will be ignited when the target is punctured with shot, said shell having glued or cemented to its edge a pasteboard cap, the annular rim of which, or a lateral projection therefrom, is grasped by the jaw or clamp of the trap or other throwing appliance. Furthermore, it is preferred to cut out the center of this cap, so as to dispose as much weight as possible at the rim of the shell, the opening thus formed being covered with a piece of paper or other thin and light material for the purpose of keeping the fulminate dry and preventing it being accidentally ignited, as hereinafter more fully described, and pointed out in the claim.

In the annexed drawings, Figure 1 is a vertical section of my improved explosive target. Fig. 2 is a plan of the same. Fig. 3 is a plan of a modification of the invention.

The shell A, which is approximately hemispherical in shape, is composed either of plaster-of-paris, earthenware, or other suitable material, and is coated or otherwise furnished internally with a fulminate or detonating powder or composition, B, capable of emitting fire or smoke, or both, as soon as the ball is punctured with shot or similar projectiles. The edge of the shell terminates with a somewhat extended flange, C, to afford sufficient surface for the application of glue or other adhesive medium wherewith the cap D is securely united to said flange. This cap is preferably made of

pasteboard, although leather or a thin veneer of wood or other material may be used with equal advantage. Said cap may be a solid disk; but in the more complete form its center is cut out at E, thereby converting said cap into an annulus or ring, by which arrangement all the weight of the device is concentrated at the rim of the shell. Consequently a much more rapid axial rotation will be imparted to the target as soon as it is thrown from the trap, thereby insuring the utmost accuracy of flight.

The opening E of the cap is covered with a piece of paper or other light and thin material, F, capable of excluding moisture, &c., from the interior of the shell, and preventing accidental ignition of the fulminate.

As the cap D is of somewhat greater diameter than the flange C, it is evident that when the shell A is applied concentrically to said cap the latter will project some distance all the way around said shell; or, in other words, this margin constitutes a firm annular rim capable of being readily grasped by the clamp of the target-trap. Owing to this annular margin, the target can be instantly applied to the trap, and without being compelled to turn the shell either to the right or left. This projecting rim may, however, be dispensed with, as seen in Fig. 3, in which illustration the cap D is practically of the same diameter as the flange of the shell, said cap being furnished with a lateral lug or ear, G, to engage with the trap-clamp.

Whichever of these forms may be adopted, it is evident I dispense with one of the hemispherical shells seen in the patent alluded to herein, and also save the cost of the fulminate required for this extra shell. Therefore the principal cost of the explosive shell is reduced at least fifty per cent., and yet all the peculiar advantages of the same are retained.

In some cases it may be desired to roughen or corrugate the exterior of the shell, so as to prevent the shot glancing therefrom. Finally, the covering F may be perforated to admit air to the interior of the shell, and thereby insure a more perfect combustion of the fulminate.

I claim as my invention—

A dish-shaped flying target or shell provided with an internal fulminate and permanently secured to an annular cap, the opening
5 of which is protected with a light cover, said annular cap serving as the means whereby said target or shell is thrown from the trap, substantially as herein described.

In testimony whereof I affix my signature in presence of two witnesses.

AMOS WOEBER.

Witnesses:

JAMES H. LAYMAN,
SAML. S. CARPENTER.