

(No Model.)

P. McDONALD.
SAD IRON HEATER.

No. 262,450.

Patented Aug. 8, 1882.

Fig. 1.

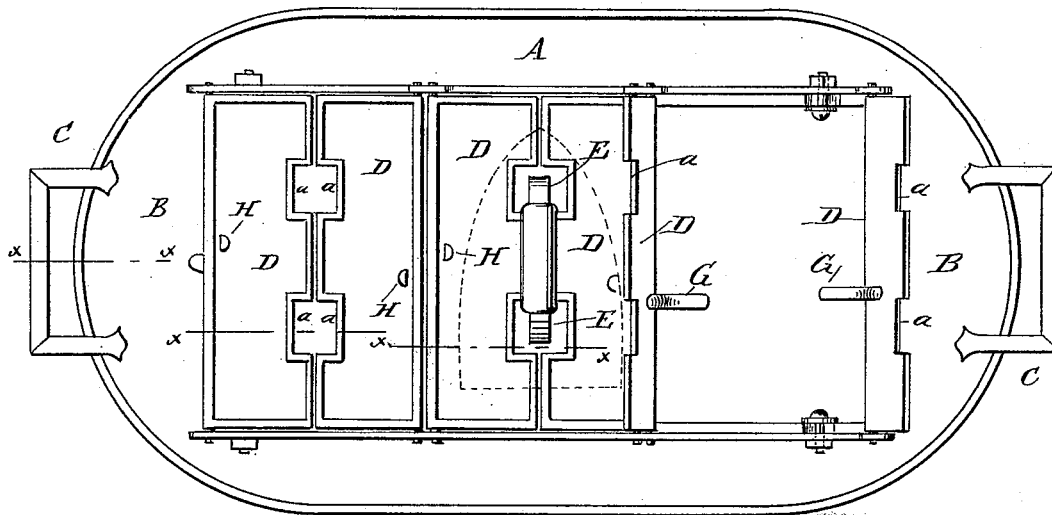


Fig. 2.

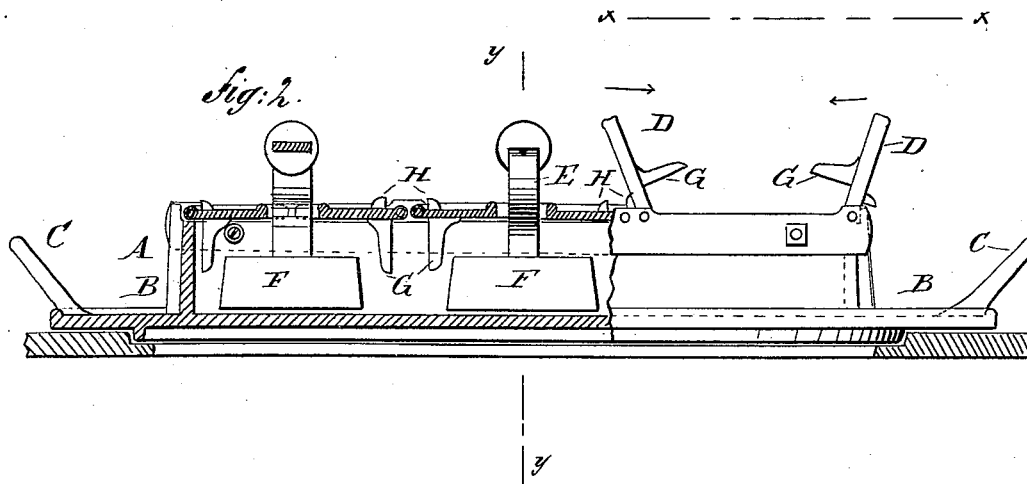
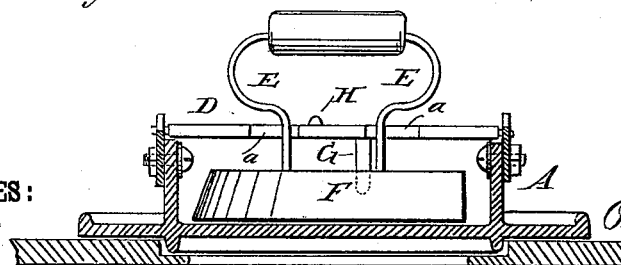


Fig. 3.



WITNESSES:

Chas. N. A. A.
C. Sedgwick

INVENTOR:

P. M. Donald

BY

M. H. A.

ATTORNEYS.

UNITED STATES PATENT OFFICE.

PLATT McDONALD, OF PLYMOUTH, INDIANA.

SAD-IRON HEATER.

SPECIFICATION forming part of Letters Patent No. 262,450, dated August 8, 1882.

Application filed May 3, 1882. (No model.)

To all whom it may concern:

Be it known that I, PLATT McDONALD, of Plymouth, in the county of Marshall, and State of Indiana, have invented a new and Improved Sad-Iron Heater, of which the following is a full, clear, and exact description.

The object of my invention is to facilitate the heating of sad-irons and to prevent a waste of heat.

10 The invention consists in a metal box provided with transverse swinging lids having lugs projecting from the under surfaces and recesses in the swinging edges, whereby when the sad-iron is passed into the box the bottom
15 of the sad-iron strikes against the lugs and closes the lids automatically, which lids are also opened automatically when the sad-irons are withdrawn, these lids being provided with check-studs to prevent them from being opened
20 too far.

Reference is to be had to the accompanying drawings, forming a part of this specification, in which similar letters of reference indicate corresponding parts in all the figures.

25 Figure 1 is a plan view of my improved sad-iron heater, showing part of the lids swung open. Fig. 2 is a longitudinal sectional elevation of the same on the line *xx*, Fig. 1. Fig. 3 is a cross sectional elevation of the same on
30 the line *yy*, Fig. 2.

A flat box or compartment, A, is made integral with an iron plate or tray, B, provided with handles C. The box or compartment A can be made to hold one or more sad-irons, as
35 may be desired, and for each sad iron it is provided with two transverse swinging lids, D, the lids of each pair or for each sad-iron swinging toward each other. The lids are provided in the swinging or adjoining edges with two recesses, *a*, which when the lids are
40 closed form apertures through which the handles E of the sad-irons F pass. The lids are provided with lugs G, projecting from the inner surfaces of the lids near the outer edges,

which lugs have the edges toward the inner 45 or notched edges of the lids beveled as shown. The lids are provided on the upper surfaces and at the outer edges with check-studs H, which prevent the lids from being opened too far. 50

The operation is as follows: If the lids are raised and the sad-iron is to be placed into the box or compartment A the sad-iron is placed on the projecting lugs G, which are pressed down by the weight of the sad-iron, whereby 55 the lids will be swung in the directions of the arrows and will be closed, the handles E of the sad-iron passing through the apertures formed by the recesses *a* when the lids are closed. The sad-irons are withdrawn rapidly, 60 so as to throw the lids open, or if the sad-irons are withdrawn slowly they are slightly turned, so that each end of the sad-iron will swing open one of the lids. The heat is all retained in the box or compartment, and can- 65 not escape, as the lids fit quite closely on the handles of the sad-irons. The sad-irons are heated uniformly throughout and very rapidly.

Having thus described my invention, I claim as new and desire to secure by Letters Patent— 70

1. In a sad-iron heater, the combination, with the metal box A, of the transverse swinging lids D, provided with lugs G, projecting from the inner surfaces, and with recesses *a* in the swinging edges, substantially as herein 75 shown and described, and for the purpose set forth.

2. In a sad-iron heater, the combination, with the metal box A, of the transverse swinging lids D, provided with lugs G, projecting 80 from the inner surfaces, recesses *a* in the swinging edges, and check-studs H on the upper surfaces, substantially as herein shown and described, and for the purpose set forth.

PLATT McDONALD.

Witnesses:

E. P. SLADE,
L. E. DAVIS.