

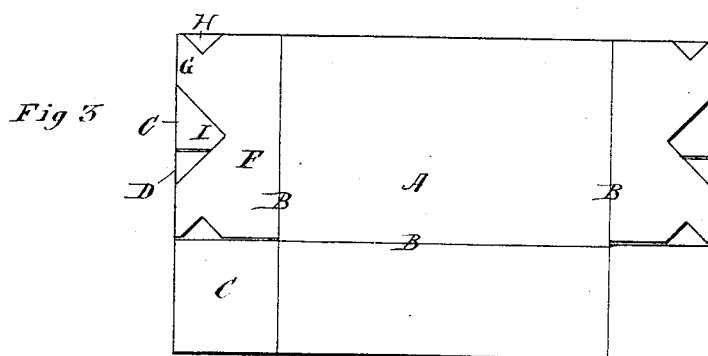
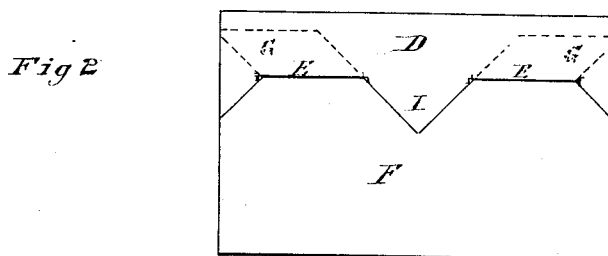
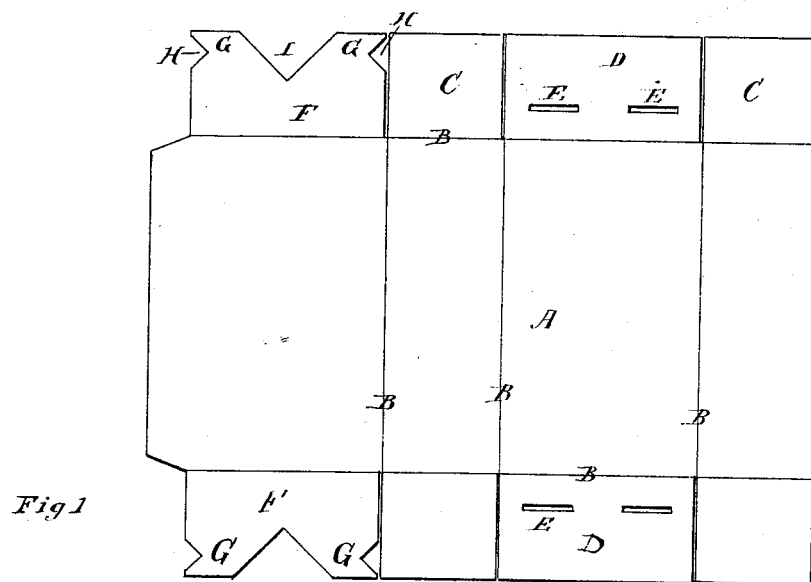
(No Model.)

P. GRIFFITHS.

PAPER BOX.

No. 262,663.

Patented Aug. 15, 1882.



Witnesses
W. C. Corlies,
Jno. C. MacGregor

Inventor
Phillip Griffiths.
By *Coburn & Thacher*
Attorneys

UNITED STATES PATENT OFFICE.

PHILLIP GRIFFITHS, OF PHILADELPHIA, PENNSYLVANIA, ASSIGNOR TO
FRANK HARDCASTLE, OF CHICAGO, ILLINOIS.

PAPER BOX.

SPECIFICATION forming part of Letters Patent No. 262,663, dated August 15, 1882.

Application filed February 20, 1882. (No model.)

To all whom it may concern:

Be it known that I, PHILLIP GRIFFITHS, of Philadelphia, county of Philadelphia, and State of Pennsylvania, being a citizen of the United States, have invented a new and useful Improvement in Paper Boxes; and I do declare the following to be a full description of the same, reference being had to the accompanying drawings, which form a part of the specification, and in which—

Figure 1 represents a plan view of the paper blank of which my box is composed, cut ready for folding; Fig. 2, an enlarged end view of the box after it is folded and ready for shipment, and Fig. 3 is a plan view of my box folded down.

My invention relates to that class of paper boxes whose ends or heads are formed of the same piece with the body of the box, and composed of flaps held in position, when closed, by folding one under the other, the whole being so cut and folded that when the flaps are opened the box can be folded down flat and packed in a small compass for transportation, and when the box is filled the end flaps can be readily closed and secured in position by locking them together.

My invention consists in the peculiar construction of the end flap of the box, by means of which they are readily folded and lock together when the box is filled and unlocked when it is desired to fold the box for packing, all without injury to the box.

In the drawings, A designates the body of my box, which may be made of any desired size and form.

B denotes the creases where the body is folded.

C are two plain end pieces or flaps that fold in, one over the other.

D are also end pieces, provided with two horizontal slits, E.

The end pieces F are cut with projections G, as shown, and notches H and I, so that the projections G can be readily inserted in the slits E and lock the box, as clearly shown in Fig. 2. The peculiar shape of these projections G, in connection with the notches H and I, admit of their being readily locked and as readily unlocked without injuring the locking parts. When the end pieces or flaps are unlocked and thrown open the body of the box is readily folded down flat in the position shown in Fig. 3, so that a large number of them can be packed in a small space for transportation.

I am aware that boxes of the same general character of mine have been already made; but the simplicity of my box with its particular style of locking end pieces or flaps enable the locking and unlocking to be accomplished without breaking the paper flaps and enables me to use the boxes much longer for refilling the same than the other more complex forms of locking.

Having thus described my invention, what I claim as new, and desire to secure by Letters Patent, is—

The end piece D, provided with slits E lengthwise of the piece, in combination with the flap or end piece F, having a notch, I, in the end and notches H in the sides thereof, whereby locking-projections G are formed with inclined edges on each side thereof, substantially as and for the purposes set forth.

PHILLIP GRIFFITHS.

Witnesses:

WINFIELD S. STAHLER,
W. STEVENSON CURRAN.