

(No Model.)

E. STIEBEL.

TRUNK.

No. 262,849.

Patented Aug. 15, 1882.

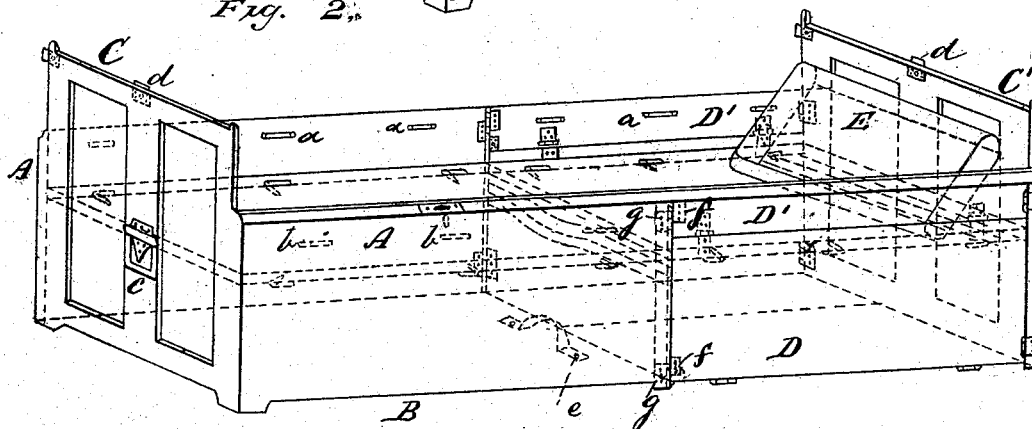
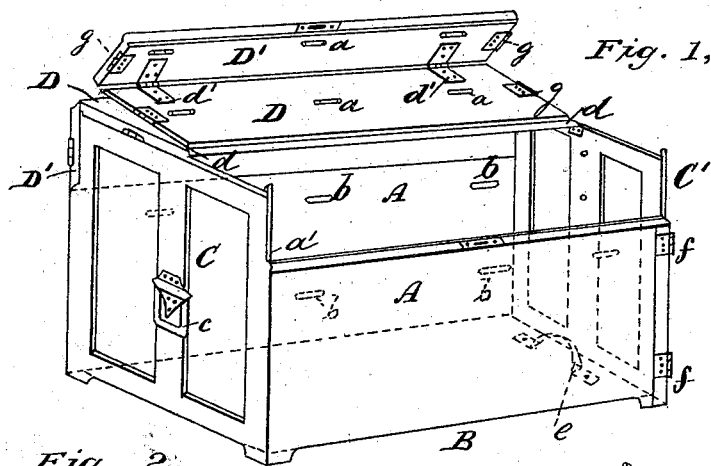
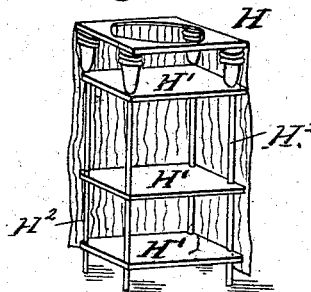




Fig. 3,

Fig. 4,

Fig. 5,



WITNESSES

Wm. L. Dieterich
Chas. H. Baker

By his Attorneys:

INVENTOR
Emil Stiebel
Louis Bagger & Co.

UNITED STATES PATENT OFFICE.

EMIL STIEBEL, OF STOCKHOLM, SWEDEN.

TRUNK.

SPECIFICATION forming part of Letters Patent No. 262,849, dated August 15, 1882.

Application filed April 18, 1882. (No model.) Patented in Sweden May 31, 1880; in Belgium August 2, 1880, No. 52,183; in France August 3, 1880, No. 138,090, and in Italy September 30, 1880, No. 12,108.

To all whom it may concern:

Be it known that I, EMIL STIEBEL, a subject of His Majesty the King of Sweden, and residing at Stockholm, in the Kingdom of Sweden, have invented a certain new and useful Improvement in Trunks; and I do hereby declare that the following is a full, clear, and exact description of the invention, which will enable others skilled in the art to which it appertains to make and use the same, reference being had to the accompanying drawings, which form a part of this specification, and in which—

Figure 1 is a perspective view of my improved trunk with its lid or cover partially opened. Fig. 2 is a similar view, showing the trunk converted into a bedstead; and Figs. 3, 4, and 5 are perspective views, representing articles of furniture adapted to be packed in the trunk.

Similar letters of reference indicate corresponding parts in all the figures.

My invention contemplates an improvement in convertible trunks, as and for the purpose hereinafter more fully set forth, and particularly pointed out in the claim.

In the annexed drawings, the letter A represents the sides, B the bottom, and C C' the ends, of my improved convertible trunk. It will be seen that the sides are lower than the end pieces, C C', so as to leave an open space, *a'*, on each side, and also that the cover is composed of four hinged parts or sections—viz., two middle parts, D D, hinged together, and also hinged removably upon lugs *d d* in the ends C C', and two side wings or flaps, D' D', which, when folded down, close the side openings, *a'*, and impinge upon the side pieces, A, to which they may be fastened by locks or any other suitably-constructed fastening devices.

To convert this trunk into a bedstead, one of the end pieces, C', is detached from its fastenings *ff*. The cover is removed, inverted, and attached at the open end of the trunk-body by interlocking its fastenings *g g* with the fastenings *ff* of the latter, as shown in Fig. 2, after

which the detached head or end piece C' is replaced at the outer (open) end of the inverted cover D D'. A mattress, (represented in the drawings by dotted lines,) which should be so constructed that it may be folded or doubled in the middle, so as to be readily packed in the trunk, is placed within the bed-frame A D, with its sides resting upon brackets *a b* inserted into the wings D' of the cover and sides A of the trunk-body. A bolster, E, is placed at one end as a convenient rest for the head.

Fig. 3 represents a chair or settee, having the legs F attached removably to the upholstered seat F. In Fig. 4, G G' represent a small table, the legs or supports G' of which are likewise detachable, and Fig. 5 represents a wash-stand. The top H, shelves H', and supports H² are detachable from one another. These several articles of furniture may, by taking them apart, be stowed or packed away in the trunk when not desired for use, and the upholstered seat F of the settee may be made in two parts, hinged together so as to form when unfolded the bolster or head-rest E, and by upholstering the parts G and H' on the under side they may be so constructed as to form when joined together parts of the mattress above referred to. *e* is a leather strap for holding the trunk-body in place while detaching its removable end piece C'.

Having thus described my invention, I claim and desire to secure by Letters Patent of the United States of America—

The herein-described convertible trunk, composed of the fixed sides A A, having bottom B and end piece C extended above the sides, detachable end piece C', and detachable reversible lid or cover composed of the hinged middle sections, D D, and side wings, D' D', the whole constructed and combined substantially as and for the purpose shown and set forth.

EMIL STIEBEL.

Witnesses:

L. A. GROTH,
O. ANNEEL.