

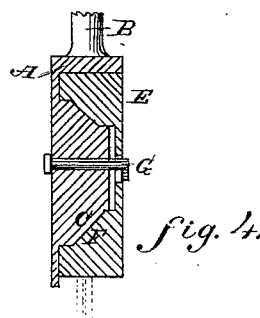
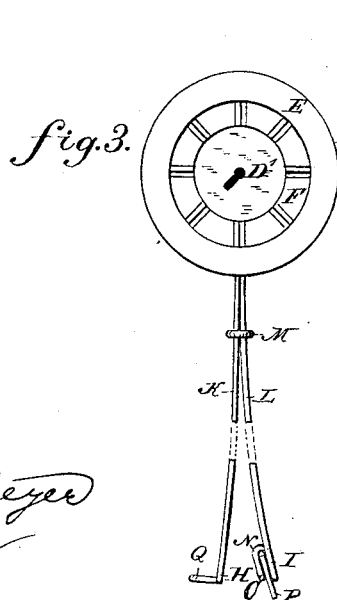
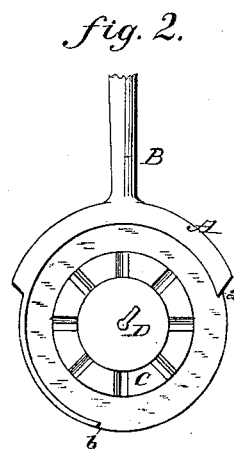
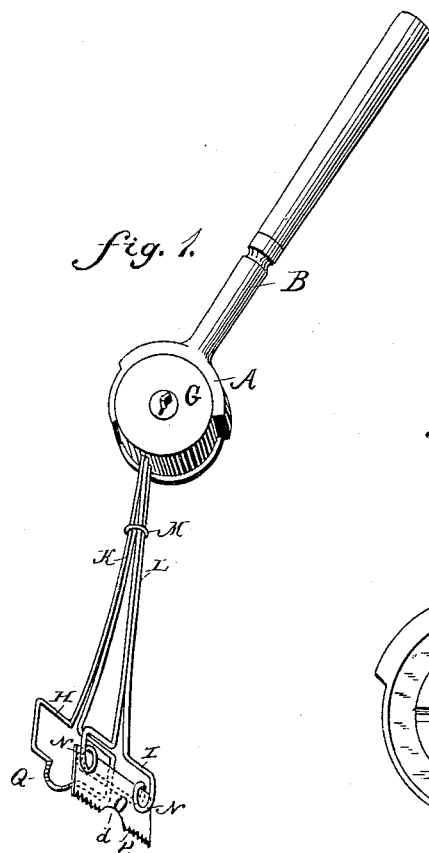
(Model.)

I. A. ROWELL.

ADJUSTABLE MOP HOLDER.

No. 263,593.

Patented Aug. 29, 1882.



WITNESSES :

Chas Beyer
C. Sedgwick

INVENTOR:

BY *A. A. Rowell*
Munn & Co.
ATTORNEYS.

UNITED STATES PATENT OFFICE.

ISAAC A. ROWELL, OF NEW PARIS, INDIANA.

ADJUSTABLE MOP-HOLDER.

SPECIFICATION forming part of Letters Patent No. 263,593, dated August 29, 1882.

Application filed May 9, 1882. (Model.)

To all whom it may concern:

Be it known that I, ISAAC A. ROWELL, of New Paris, in the county of Elkhart and State of Indiana, have invented a new and Improved Adjustable Mop-Holder, of which the following is a full, clear, and exact description.

My improved mop-holder consists of clamps adapted for holding a mop, sponge, scraper, carpet-stretcher, broom and brush handles, and other objects for which the said clamps are specially contrived, the said clamps being attached to an adjustable key and ratchet-holder, by which they can be readily shifted into different positions required by the different objects to be held and the different kinds of work to be performed, as hereinafter described, and pointed out in the claims.

Reference is to be had to the accompanying drawings, forming part of this specification, in which similar letters of reference indicate corresponding parts in all the figures.

Figure 1 is a perspective view of my improved mop-holder. Fig. 2 is a plan view of a part of the holder. Fig. 3 is a plan view of another part of the holder, and Fig. 4 is a transverse section of the holder in the condition for use, as represented in Fig. 1.

A represents a cup-shaped device, having a handle, B, and a ratchet-bottom, C, with a key-hole, D, through the center of the bottom, and also with a part of the rim cut away from a to b on one of the quarters.

E represents another cup, sufficiently smaller than A to be set bottom up within it. It also has a ratchet-bottom, F, similar to ratchet C of cup A; and it also has a key-hole, D', coinciding with hole D of cup A. These two cups are to be fastened together by a key, G, in the manner clearly shown in Figs. 1 and 4, the key being used for readily detaching and fastening them, so that they can be easily taken apart and put together for shifting the parts with respect to each other.

The part E of the holder has a pair of spring-wire clamping-jaws, H and I, attached to it by their shanks K L, on which there is a slide, M, for closing them together to cause them to grip a sponge, mop, or other like object between them, for holding it to be used for mopping, scrubbing, and other purposes by the handle B.

The jaws H I are in the main part like rectangular frames, made by bending the wires of the shank suitably therefor; but in addition thereto the one I is constructed with coils N,

between which and the cross-bar O (dotted, Fig. 1) a thin metal toothed plate, comb, or scraper, B, may be gripped by the spring of the coils, for scraping floors, stretching carpet, and other like uses, and the jaw H has a half-round coil, Q, in which to hold the handle of a whitewash-brush, feather-duster, and other like implement, by gripping it against the side of jaw I.

It will be seen that the improved holder thus constructed may be employed for holding a considerable variety of objects in different ways for various useful purposes.

By shifting the part E around in part A on the axis of the key the clamps may be set at any angle desired between the shoulders a b of the rim of part A.

The interlocking ribs and grooves of the ratchets hold the parts substantially to prevent turning.

I propose to construct the toothed carpet-stretching plate P with a knife-edged notch, d, in the middle, or thereabout, to enable it to be used for pruning currant, berry, fruit, and other trees, and for a device to pick fruit by cutting the stems, thus providing a convenient implement for various household uses, with which a lady may also trim brier and other garden shrubs and vines without injury to the hands.

Having thus fully described my invention, I claim as new and desire to secure by Letters Patent—

1. The improved adjustable key ratchet-holder, consisting of handle-cup A, having ratchet-bottom C, and being rimless in a portion of its circumference, and the shank-cup E, having ratchet-bottom F, and carrying the spring-jaws H I and fastening device M, said cups being detachably fastened together by a key, G, substantially as described.

2. The combination of a pair of spring-clamps, H I, and an adjustable ratchet-holder, A E, one of said clamps having gripping-coils N, arranged with respect to cross-bar O, substantially as described.

3. The combination of a pair of spring-clamps, H I, and an adjustable ratchet-holder, A E, one of said clamps having a half-coil, Q, substantially as described.

ISAAC A. ROWELL.

Witnesses:

R. M. JOHNSON,
MAX DEMBUFSKEY.