

(No Model.)

T. TRIPP.
METALLIC ROD PACKING.

No. 265,469.

Patented Oct. 3, 1882.

Fig. 1.

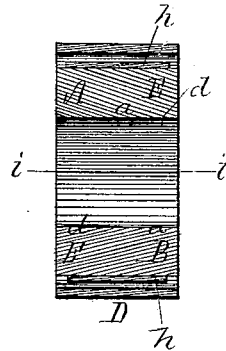


Fig. 2.

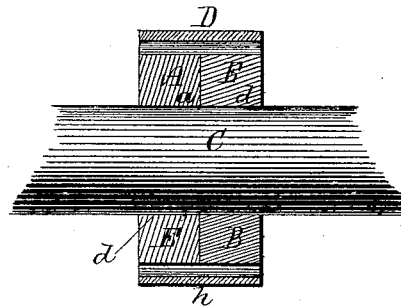


Fig. 3.

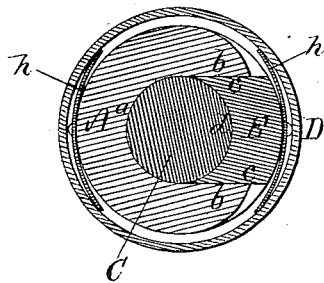


Fig. 5.

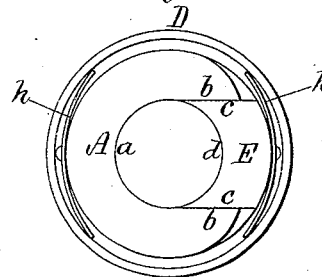
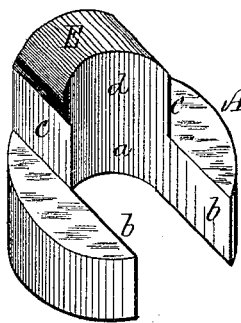


Fig. 4.



Witnesses.
F. G. Simpson.
H. C. Lodge.

Inventor.
Thomas Tripp.
J. Curtis, Atty.

UNITED STATES PATENT OFFICE.

THOMAS TRIPP, OF EAST STOUGHTON, MASSACHUSETTS.

METALLIC ROD-PACKING.

SPECIFICATION forming part of Letters Patent No. 265,469, dated October 3, 1882.

Application filed February 27, 1882. (No model.)

To all whom it may concern:

Be it known that I, THOMAS TRIPP, a citizen of the United States, residing at East Stoughton, in the county of Norfolk and State of Massachusetts, have invented certain new and useful Improvements in Metallic Packings; and I do hereby declare the following to be a full, clear, and exact description of the invention, such as will enable others skilled in the art to which it appertains to make and use the same, reference being had to the accompanying drawings, and to letters or figures of reference marked thereon, which form a part of this specification.

In this device the entire packing agents are twin plates or rings, embracing each one-half the circumference of the rod to be packed, each section being composed of a flat yoke-shaped plate and a segmental tongue departing centrally from one side thereof at right angles to its face and parallel with the rod, the arms of one yoke embracing and being adapted to slide upon the tongue of the other to obtain the requisite expansion and contraction of the whole, and the united semicircular bores of the two tongues constituting a complete circular bore to hug the rod, the whole being in manner and operating as hereinafter explained.

The drawings accompanying this specification represent, in Figure 1, a longitudinal section of the packing-rings independent of the rod. Fig. 2 is a similar section including the rod. Fig. 3 is a cross-section of the rings and rod. Fig. 4 is a perspective view of one of the rings. Fig. 5 is an end view of the rings and rod.

In carrying my improvements into practice I provide twin yoke-shaped plates A B, each of which is flat upon adjacent faces, each plate being a semicircular concavity or bore, *a*, and parallel arms *b b*, the inner faces of which are continued or prolonged from the termini of such bores, the two yokes A B, in use, embracing opposite sides of a rod, C, and being pressed up to such rod by plate-springs *h h*, inclosed between the exteriors of the yoke and an outer encircling ring, D, it being observed that the two yokes, while together embracing the rod, are not arranged diametrically opposite each other, but so as to abut together at their adjacent ends and slide upon one another laterally of such rod. Each plate or yoke A or B has a semi-annular tongue, E, departing from it at right angles to its inner face and longitudinally of the rod C, the tongue of one

plate having straight parallel sides *c c*, which are flush with the inner sides of the arms *b b* of each yoke. Hence the concavity or bore *d* of each tongue is an arc of ninety degrees of a circle, and is a continuation of the bore *a* of the adjacent or accompanying plate A or B. The two tongues E E depart from the plates A B in opposite directions longitudinally of the rod C, and each tongue is straddled by and constitutes a guide to the movement of the opposite plate; hence the two portions A E or B E of the packing approach the rod in diametrically similar paths; and for the same reason the bore of each tongue, as it wears, preserves its original form of ninety degrees of a circle, and its inner ends vanish at a knife-edge. It will be seen that the conjoint bores or concavities *a a* and *d d* of the two portions A E B E of the packing constitute a singular circular bore to inclose the rod, and the joints about the rod are broken by the arms of one yoke embracing closely the tongue upon the other.

The two portions of the packing above described preserve their original relative positions as wear ensues, and the wear upon each will be uniform. Each plate and tongue retains the semicircular bore, and the vanishing of the edges of each tongue to a knife-edge at the center of the rod continues intact until the device is worn out, and it will be observed that as these knife-edges meet each other, as shown by the line *i* in Fig. 1 of the drawings, the joint between the abutting ends of the yokes is concealed and covered.

The device is the perfection of simplicity, durability, and cheapness, and performs the functions of packing a rod in the most effective manner.

I claim—

The herein-described packing, composed of the two yokes or plates adapted to embrace opposite sides of a rod, each with the tongue, as shown, the tongue of one plate being straddled by and constituting a guide to the movement of the opposite plate, and the whole confined in place about a rod by spring-pressure suitably applied.

In testimony whereof I affix my signature in presence of two witnesses.

THOMAS TRIPP.

Witnesses:

H. E. LODGE,
F. G. SIMPSON.