

(No Model.)

H. J. ENGLAND.

CROQUET WICKET.

No. 266,355.

Patented Oct. 24, 1882.

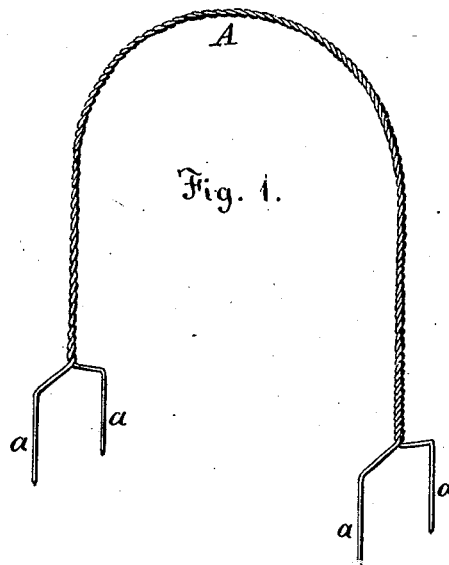
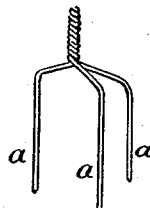
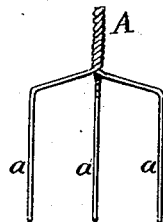
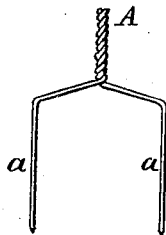


Fig. 2.

Fig. 3.

Fig. 4.



Witnesses :

W. Burris

G. B. Towles.

Inventor :

H. J. England.

UNITED STATES PATENT OFFICE.

HENRY J. ENGLAND, OF FALLS CHURCH, VIRGINIA.

CROQUET-WICKET.

SPECIFICATION forming part of Letters Patent No. 266,355, dated October 24, 1882.

Application filed September 30, 1882. (No model.)

To all whom it may concern:

Be it known that I, HENRY J. ENGLAND, a citizen of the United States residing at Falls Church, in the county of Fairfax and State of Virginia, have invented certain new and useful Improvements in Croquet-Wickets, of which the following is a specification, reference being had therein to the accompanying drawings.

This invention relates to wickets used in certain games of ball, more especially in the game commonly known as "croquet;" and it consists in certain improvements in the construction of wickets, as hereinafter described and claimed.

The object of my invention is to provide a wicket so constructed that it shall be strong and durable, not liable, when properly set, to be thrown down by players coming in contact with it, and readily distinguishable to the sight.

My improvement consists in providing the rod or cord of which the wicket is formed with two or more prongs at each of its extremities; also, in forming such rod of two or more wires, the same being twisted or braided together and having their extremities spread somewhat apart and formed into prongs to be forced into the ground, and also in so constructing the wicket that two prongs at each end shall be on a line at right angles with the line of position of the wicket.

In the accompanying drawings, Figure 1 represents a perspective view of my improved wicket. Fig. 2 shows one of the pronged extremities of the wicket detached. Figs. 3 and 4 show a modification in the construction of the wicket.

A designates the main portion of the wicket, the upper part being in the form of an arch, and the base or the extremities of the rod or wires of which the wicket is formed being provided with the prongs *a*, which are driven in the ground when the wicket is set for use. The two prongs at each end of the wicket are a suitable distance apart and on a line running at right angles with the line of position of the wicket, so that when the prongs are driven in the ground the wicket is set and held more firmly in position than it could be by the hold of a single rod with its ends entering the ground.

The usual way of constructing the wicket is

as follows: Take two or more pieces of wire and twist or braid them together, except certain parts at the ends, so as to form a cord or rod. (See Fig. 1.) At each end of the rod thus formed bend the wires apart and downward, so as to form the prongs *a*, as shown in Fig. 2, and bend the rod to form the arched wicket, so that the pronged extremities rest in a vertical position on the same horizontal plane, and two prongs, *a*, at each end, will be on a line running at right angles with the line of position of the wicket. For readily distinguishing the wicket by sight, the wires of which it is formed may be painted with different colors.

The wicket may be modified in construction, so as to have more than two prongs at each extremity of the rod A, as seen in Figs. 3 and 4. The prongs may also be formed of doubled wires, the same being twisted and made to lap or wind about the point of junction of the prongs. The prongs may be suitably pointed by flattening or making them angular in section, as desired, and the wicket may be constructed of iron, brass, copper, or any suitable material.

I claim—

1. A wicket for ball-games, having two or more prongs at each of its extremities for the purpose set forth.

2. A wicket constructed of two or more wires twisted together and having prongs formed at their extremities, substantially as and for the purpose described.

3. A wicket constructed of wires twisted together and having prongs formed at their extremities, so that two prongs at each end of the wicket will be on a line at right angles with the line of position of the wicket, substantially as set forth.

4. A wicket formed of two or more wires twisted or braided upon each other, the outer ends being bent to form two or more prongs, substantially as and for the purpose set forth.

In testimony whereof I have affixed my signature in presence of two witnesses.

H. J. ENGLAND.

Witnesses:

GILBERT B. TOWLES,
W. BURRIS.