

(No Model.)

W. F. STARK.
PORTABLE SIPHON.

No. 301,767.

Patented July 8, 1884.

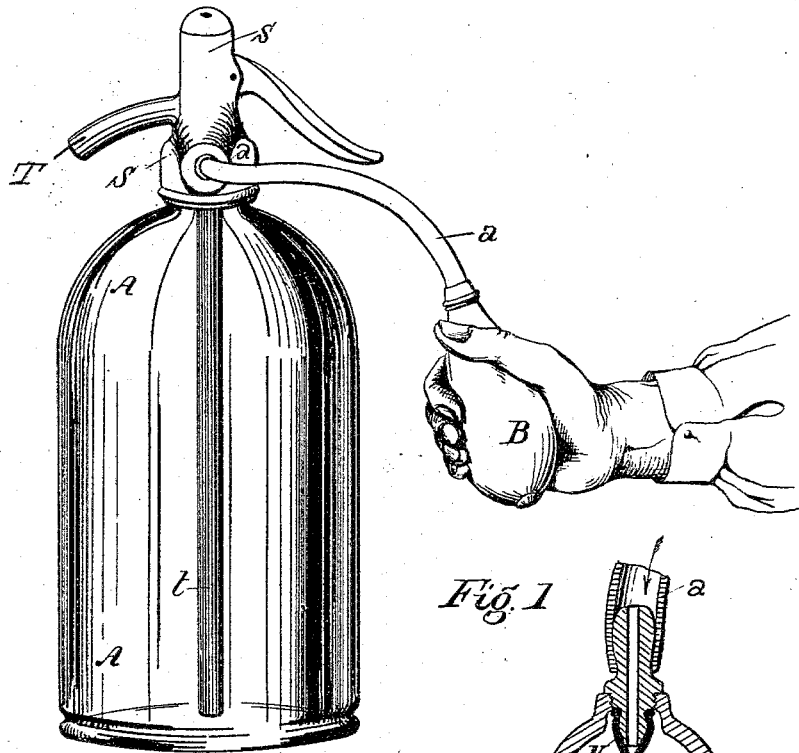


Fig. 1

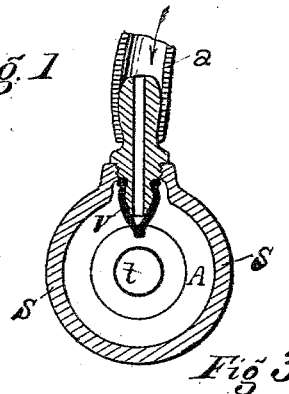


Fig. 3

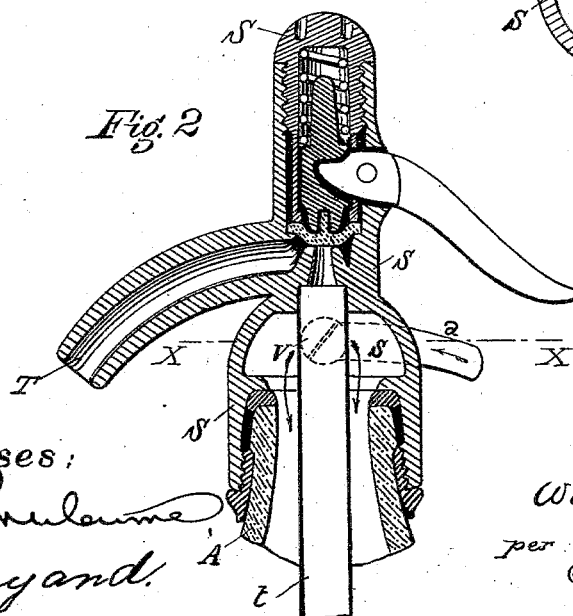


Fig. 2

Witnesses:

J. S. Shulman
Jos. Heyand.

Inventor:
William F. Stark
per E. M. Hugroutobley
Attorney

UNITED STATES PATENT OFFICE.

WILLIAM F. STARK, OF NEW YORK, N. Y.

PORTABLE SIPHON.

SPECIFICATION forming part of Letters Patent No. 301,767, dated July 8, 1884.

Application filed January 26, 1884. (No model.)

To all whom it may concern:

Be it known that I, WILLIAM F. STARK, a citizen of the United States, and a resident of the city, county, and State of New York, have
5 invented a new and useful Portable Siphon, of which the following is a specification.

My invention relates specially to portable siphons for dispensing liquids of any kind not artificially charged in bottling; and the object
10 of my invention is to produce a portable siphon for the packing and dispensing of liquids, which will not discharge from their own pressure, by the combination with the siphon of a portable air-compressing device, whereby air
15 may be forced into the siphon for the purpose of expelling and discharging the liquid therein contained. I accomplish this by the mechanism illustrated in the accompanying drawings, in which—

20 Figure 1 represents a perspective view of my improved siphon; Fig. 2, a vertical section of the siphon-head, and Fig. 3 a horizontal section of the siphon-head on line X X.

Similar letters refer to similar parts in both
25 views.

A is the body of the bottle or the siphon. (Shown here of glass.)

S represents the siphon-head.

30 B is an air-compressing device (shown here in the shape of a rubber bulb) connected to the siphon by means of the tube or pipe *a*, which leads the compressed air thereto.

V is a check-valve on the end of the air-pipe *a*, and *t* is the discharging-tube for the liquid
35 constructed in the usual manner with its lower end reaching to the bottom of the bottle and its upper end connected by means of a suitable valve in the siphon-head with the discharging-spout T.

40 My invention does not relate to any special construction of the siphon-head, but is applicable to any kind of siphon-head used.

The operation of my invention may be readily understood. When it is desired to expel liquid from the siphon, the air-compressing device 15 B is operated, by means of which air is forced into the space in the siphon around the discharging-tube *t* and over the surface of the liquid, the pressure of which air, when the valve in the siphon-head is opened, forces the
50 liquid out at the spout. By means of my invention I accomplish the discharge in their natural purity, and without the aid of carbonic acid, of liquids—such as lager-beer, ales, and still mineral waters—by means of pure air 55 forced upon their surface, thereby discharging from hermetically-sealed portable vessels the beverages therein contained.

I do not limit myself to the use of the air-bulb B, (shown in the drawings,) as any portable 60 pattern of air-compressing device is available to carry out the object of my invention.

The tube *a*, which brings the compressed air from the air-compressing device B into the 65 siphon A, is shown attached to the siphon-head; but I propose to attach it when desirable to a suitable special fitting on the upper part of the siphon A itself, so as to admit the air in the same manner above the surface of the 70 liquid, and accomplish the same result.

What I claim as my invention, and desire to secure by Letters Patent, is—

The combination, in a siphon, A, of a siphon-head, S, of any suitable pattern, and discharging-tube *t*, with a portable air-compressing 75 device, B, of any suitable pattern, tube *a*, and check-valve V, all substantially as described.

In witness whereof I have hereunto set my hand this 25th day of January, 1884.

WILLIAM F. STARK.

Witnesses:

E. M. HUGENTOBLE,
F. J. HERRON.