

(Model.)

A. ANDERSON.

GAME COUNTER.

No. 301,786.

Patented July 8, 1884.

Fig:1.

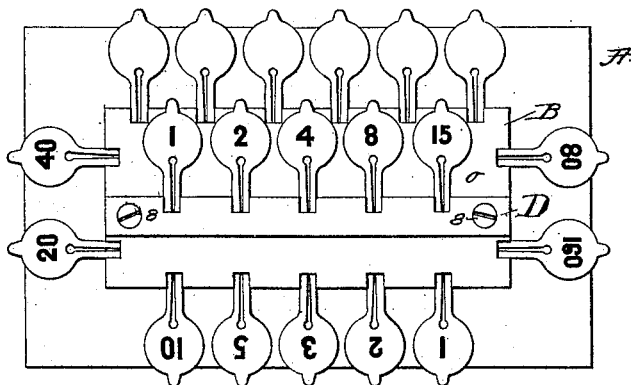


Fig:2.

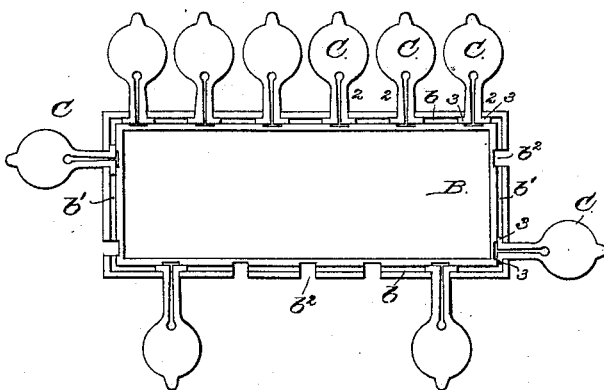


Fig:3.

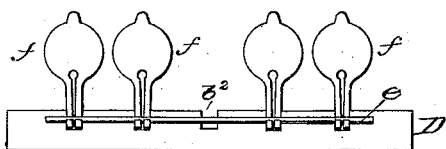
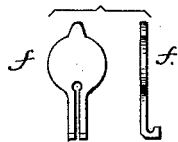


Fig:4.



Witnesses.

Arthur Lippert.
John F. C. Prinkert

Inventor.

Albert Anderson.
By Crosby & Gregory attys.

UNITED STATES PATENT OFFICE.

ALBERT ANDERSON, OF BOSTON, MASSACHUSETTS.

GAME-COUNTER.

SPECIFICATION forming part of Letters Patent No. 301,786, dated July 8, 1884.

Application filed February 1, 1884. (Model.)

To all whom it may concern:

Be it known that I, ALBERT ANDERSON, of Boston, county of Suffolk, State of Massachusetts, have invented an Improvement in Game-Counters, of which the following description, in connection with the accompanying drawings, is a specification, like letters on the drawings representing like parts.

The counter herein described is an improvement on that represented in United States Patent No. 280,375, dated July 3, 1883, to which reference may be had.

The object of my invention is to simplify and cheapen the construction of a counter having movable indicators, and at the same time make the same more compact, and so as to leave space to enable the figures to be made larger.

Figure 1 represents in top view a game-counter embodying my improvements; Fig. 2, an under side view of the indicator-holding plate removed from the base, several of the indicators being omitted. Fig. 3 represents an under side view of the auxiliary indicator-holding plate with the wire to hold the indicators, and Fig. 4 represents in side and top view one of the indicators employed in the plate D.

The base A is of wood or any other suitable material, such as india-rubber, paper, or celluloid. The main indicator-holding plate B is provided at its lower side near its edges (see Fig. 2) with channels or grooves $b\ b'$, slotted at right angles to its edges, as shown at b^2 , for the reception of the stems 2 of the indicators C, shaped as shown in Figs. 1, 2, and 3, and cut from sheet metal to form divided or two-part springing stems, each leg of which has an attached ear, 3. The stems 2 of the indicators C are placed in the slots b^2 , and the ears 3 in the channels or grooves b or b' , so that when the indicator-holding plate B is fastened to the base A by the screws 8 the said indicators are pivotally held or locked in place, and owing to the friction of the stems 2 against the metal of the plate B, where the same is slotted to receive the stems, the latter will be held in any position in which they may be left, such construction enabling me to do away with drilling the indicators and inserting pivot-pins through them, and also doing away with independent springs to

act upon the indicators to hold them in each of their two positions.

The indicators herein shown, and marked C, are so cut that their shanks expand somewhat and act as springs.

Upon the main plate B, I have mounted an auxiliary holding-plate, D, grooved along one edge for the reception of a wire, e , and the indicators f , employed in connection with the plate D, have their small or shank ends split to form springs, as before; but instead of extending their ears 3 laterally, they are bent to form hooks to embrace the wire. This plate D and its indicators, when used in connection with the plate B and its indicators, make of the counter a double-decker. The plate D may be arranged to take the indicators, as in Fig. 2, and vice versa. The inner ends of the indicators f are so shaped and applied to the wire e that the squared ends of the indicators may stand on the plate B, as the indicators f are turned up. The enlarged ends of the sheet-metal indicators enable quite large figures to be displayed, which would not be the case were the indicators no wider at their ends than at their shanks.

I claim—

1. In a game-counter, a series of metallic indicators provided with ears, combined with an indicator-holding plate, slotted at right angles to its edge to receive the stems of the indicators, and grooved or channeled for the reception of the ears of the indicators, substantially as described.

2. In a game-counter, a series of metallic indicators having slotted spring-like shanks, combined with an indicator-holding plate, slotted at right angles to its edge to receive the said shanks, substantially as described.

3. In a game-counter, the plate D and a pivot-wire, e , held therein, combined with a series of metallic indicators having the ends of their shanks bent or shaped to embrace the said wire, substantially as shown or described.

In testimony whereof I have signed my name to this specification in the presence of two subscribing witnesses.

ALBERT ANDERSON.

Witnesses:

G. W. GREGORY,
B. J. NOYES.