

(Model.)

J. H. BEAZLEY.
COMBINATION TOOL.

No. 302,229.

Patented July 22, 1884.

Fig. 1.

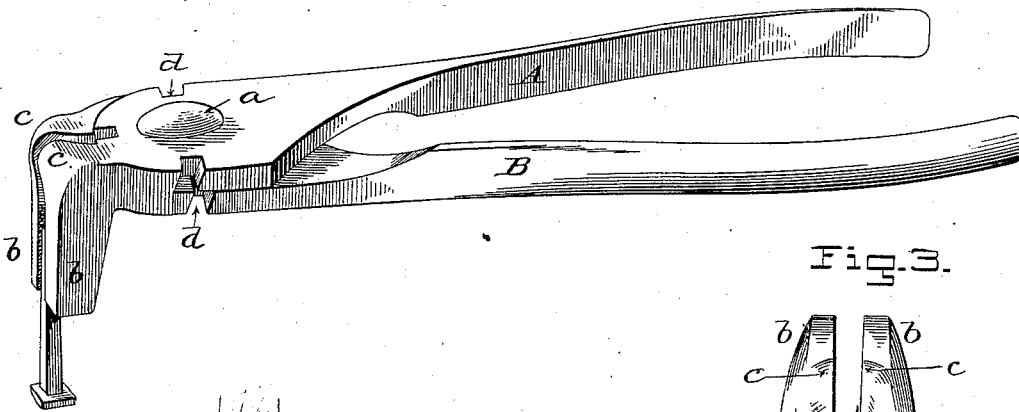


Fig. 3.

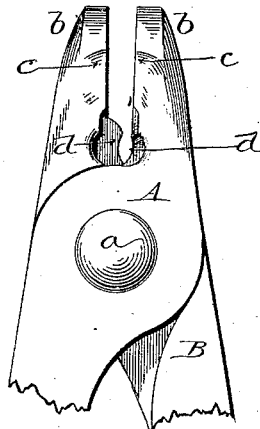
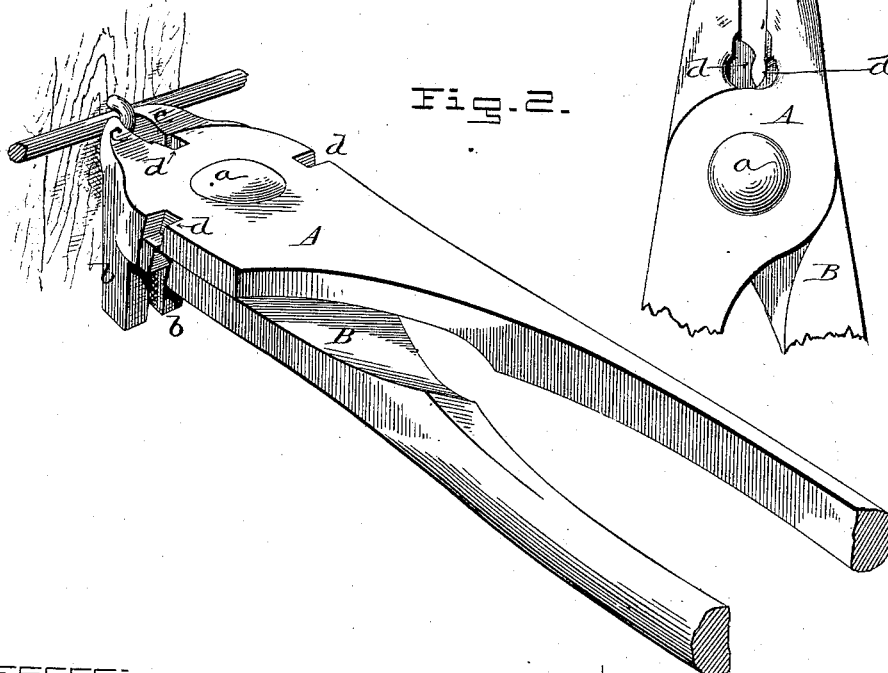


Fig. 2.



WITNESSES:

Jos. F. Duhamel
Walter S. Dodge

INVENTOR:

James A. Beazley
by Dodge & Co.
Attys.

UNITED STATES PATENT OFFICE.

JAMES HARVY BEAZLEY, OF GRAPELAND, TEXAS.

COMBINATION-TOOL.

SPECIFICATION forming part of Letters Patent No. 302,229, dated July 22, 1884.

Application filed March 24, 1884. (Model.)

To all whom it may concern:

Be it known that I, JAMES H. BEAZLEY, of Grapeland, in the county of Houston and State of Texas, have invented certain Improvements in Compound Tools, of which the following is a specification.

My invention consists in a combination-tool embodying in a single implement a nail and staple puller, pinchers, nail-straightener, and wire-cutters, the device being more particularly designed for use in constructing, taking down, and resetting wire fencing.

In the drawings, Figure 1 is a perspective view of my improved implement; Fig. 2, a perspective view showing the device as used in drawing a staple, and Fig. 3 a modification.

In constructing wire fencing it is frequently necessary to cut wire and draw and straighten staples and nails. For these purposes separate tools are commonly used, which perform the work in a more or less satisfactory manner; but the cost of such separate tools, the inconvenience of carrying them about and taking care of them, and their want of special adaptation to the work has rendered the making of a special tool for such work very desirable.

With this object in view I construct my improved implement, as shown in the annexed drawings, in which A and B indicate, respectively, two handles or levers of suitable length and material, pivoted or connected one to the other by a fulcrum screw or rivet, *a*, near one end, after the manner of pinchers, blacksmiths' tongs, and like implements. That portion of the levers A B immediately surrounding the pivot or fulcrum *a* is flattened out, and the two flattened faces are made to fit closely together, as shown. Each lever is formed or furnished at its forward end with a lateral jaw, *b*, projecting at substantially right angles to the length of the levers or handles. These jaws are roughened on their inner faces, to cause them to take a firm hold of a nail or other article, as is usual in pinchers.

The letters *c c* indicate two lips, which are formed at the upper end of the jaws, or at the front ends of the levers A B, and, as a continuation of the flattened faces thereof, said lips projecting slightly beyond these flattened faces and slightly beyond the main portion of the levers and the jaws *b b*, where the jaws

and lips join, in order that the lips may be pressed close down against or into the wood from which a nail or staple is to be withdrawn. The lips *c c* are formed with sharp edges and are well tempered, being made of steel to give the requisite strength and durability; but although sharp, the lips are not thin, but, on the contrary, are made strong and heavy, as shown. When it is desired to draw a staple or a nail, the lips are pressed down close against the wood, into which it is driven, one on one side thereof, the handles are pressed together and moved at right angles to their length in the plane of the length of jaws *b*, the ends of said jaws resting against the post or body from which the nail or staple is to be withdrawn, and their ends forming a fulcrum to enable the handles to act with great leverage to withdraw the nail or staple. The jaws *b b*, while short enough relatively to the length of the handles or levers A B to give ample power for withdrawing nails and staples, are yet long enough to cause the same to be withdrawn with nearly straight pull, and hence without bending, and they are likewise long enough to be used for straightening bent nails or staples. This latter operation is performed, by inserting the bent nail or staple-leg between the jaws with the bend in the direction of their movement, and pressing the handles firmly together. The pinchers are used in the ordinary manner for all general purposes.

To form wire-cutters, openings or notches *d* are formed in the edges of the flattened portion of the levers about the pivot or fulcrum, their walls being advisably inclined, as shown, to produce sharp cutting or sheared edges. The notches of the two levers are so arranged or located relatively that they register when the handles are separated somewhat, and pass completely by each other when the handles are pressed together, as is common in wire-cutters.

As the wire-cutters are used very frequently, it is desirable to provide several pairs of cutting blades or edges; hence I make a series of notches, *d*, in each blade—one set being shown between the jaws *b b*, and two other sets on opposite sides of the pivot or fulcrum. A single pair of notches may, however, be employed, no claim being made for the wire-cutters alone, as that is an old device in itself.

As shown in Fig. 3, the wire-cutters *d* may

be located on the inner faces of the jaws *b*, below the lips *c*. They may be made of steel and detachable from the jaws, so as to be replaced by new ones when worn out or to be sharpened.

I am aware that combination-tools have been made in a great variety of forms; but I am not aware that an implement has ever been constructed as herein described and shown, and this particular construction renders the tool peculiarly useful in the class of work for which it is designed. I am aware also of Letters Patent No. 261,646, granted to O. O. Adams, July 25, 1882, and make no claim to anything therein contained.

Having thus described my invention, what I claim is—

1. The herein-described combination-tool, consisting of two levers crossing each other,

pivoted or jointed at the point of crossing, and formed with lateral jaws in advance of the pivots, said jaws being provided at their outer bend or angle with projecting lips having thin edges to grasp staples and nails and to enter the wood at the sides thereof, and with wire-cutting lips or notches, all substantially as described and shown.

2. An implement for drawing and straightening nails and staples, consisting of pivoted cross-levers provided in advance of their pivot with lateral jaws having sharp-edged lips at their outer bend or angle, substantially as and for the purpose explained.

JAMES HARVY BEAZLEY.

Witnesses:

J. M. SELKIRK,
J. E. CROOK.