

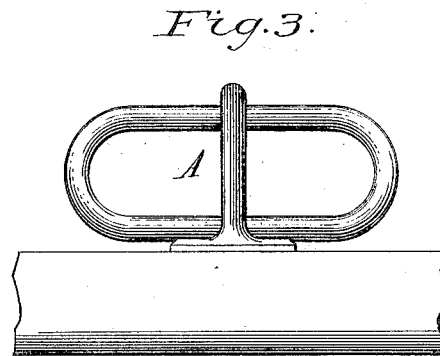
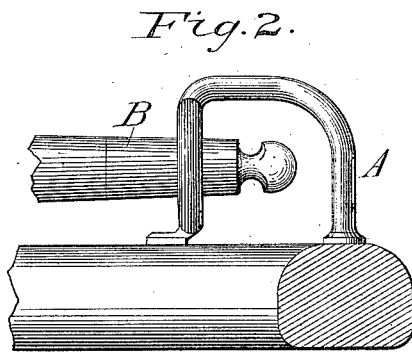
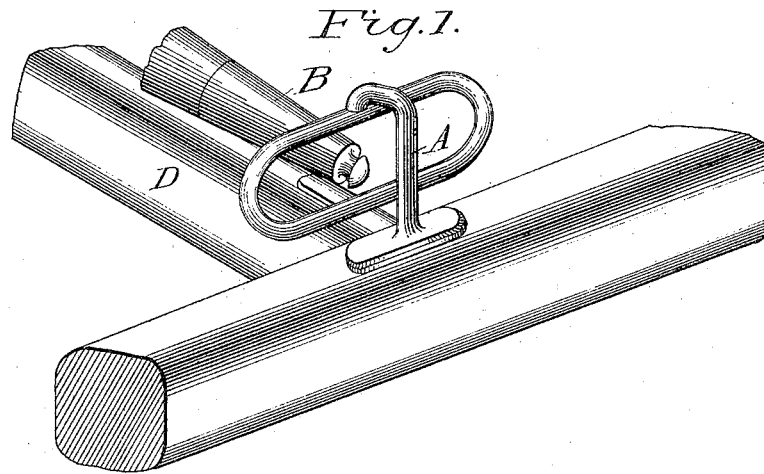
(No Model.)

H. LIBBY.

REIN GUARD FOR WHIFFLETREES.

No. 302,573.

Patented July 29, 1884.



Witnesses:  
*Chas. H. Kimball*  
*John P. Kaugan*

Inventor:  
*Horace Libby*  
Per atty  
*Wm Henry Clifford*

# UNITED STATES PATENT OFFICE.

HORACE LIBBY, OF LEWISTON, MAINE.

## REIN-GUARD FOR WHIFFLETREES.

SPECIFICATION forming part of Letters Patent No. 302,573, dated July 29, 1884.

Application filed February 28, 1884. (No model.)

*To all whom it may concern:*

Be it known that I, HORACE LIBBY, of Lewiston, in the county of Androscoggin and State of Maine, have invented certain new and useful  
5 Improvements in Whiffletree-Guards; and I do hereby declare that the following is a full, clear, and exact description of the invention, which will enable others skilled in the art to which it appertains to make and use the same, reference being had to the accompanying drawings,  
10 and to letters of reference marked thereon, which form a part of this specification.

Figure 1 is a perspective view of my invention with the end of a whiffletree shown therein.  
15 Fig. 2 is a side view of the same with a part of a whiffletree shown therewith. Fig. 3 is an end view.

Same letters show like parts.

My invention has relation to devices for preventing driving-reins from becoming caught  
20 under the ends of the whiffletrees of vehicles. This is an annoyance often occurring after stopping for a time and then attempting to resume the reins to drive. It is not only disagreeable but often the cause of danger and  
25 accident if the animal is spirited or nervous. Injury has not a few times resulted from the inability of the driver to obtain immediate control of the reins and horse in consequence  
30 of the reins being under the ends of the whiffletree. My invention aims to avoid this liability to accident. With this view I construct the guard, composed of the two parts A and B. The end of the whiffletree projects a short  
35 distance through the part B, not far enough, however, to strike against the part A. The part B allows of the necessary vibratory movement of the end of the whiffletree. With this view it has open space enough to allow the

whiffletree to swing as it ordinarily does. The form of the part B, as shown in the drawings—an oval—is a good one; but I do not, of course, limit it to any particular form. This part B is fastened to the cross-bar between the shafts, and over which the whiffletree plays. Extending from this is the part A. This is fastened to the shafts of the vehicle. Thus the whiffletree is allowed free play and the reins prevented from slipping under the end of the same.

The part A can be made of more than one piece, if deemed necessary. I do not desire to limit myself to any particular form for the part A so long as it projects from the part B, substantially as set forth, and serves the purpose herein described.

It will be seen that the part A is fastened or bolted to the top side of the cross-bar between the shafts and the part B to the top side of the shafts. Thus a double and strong fastening is afforded, and one easily got at for repairs, removal, &c.

What I claim as my invention, and desire to secure by Letters Patent of the United States, is—

A whiffletree-guard attached to the top side of the cross-bar and shaft, as herein set forth, so as to embrace the end of the whiffletree and afford a guard over the outer end of the same, as and for the purposes herein set forth.

In testimony that I claim the foregoing as my own I affix my signature in presence of two witnesses.

HORACE LIBBY.

Witnesses:

ADDISON SMALL,  
G. M. COOMBS.