

(No Model.)

B. F. WILSON.
FILE CASE AND CABINET.

No. 302,615.

Patented July 29, 1884.

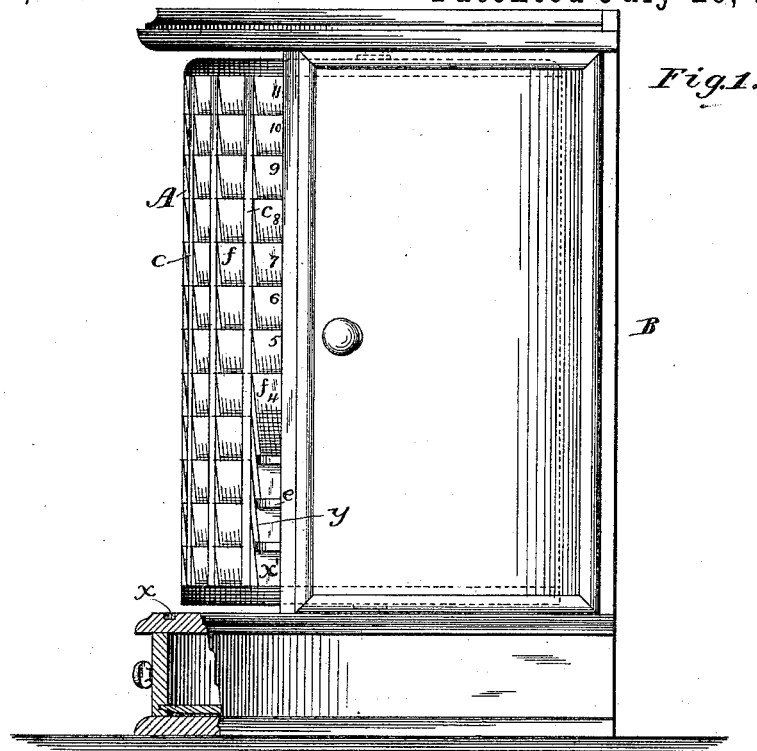


Fig. 2.

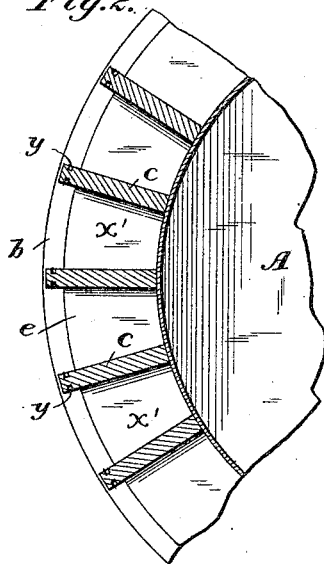
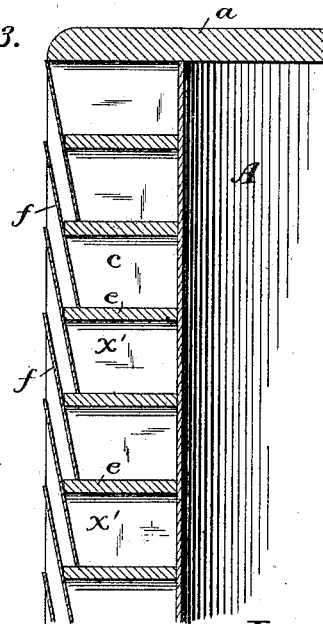


Fig. 3.



Attest:
Court A. Cooper,
Gloucester, Beardsley.

Inventor:
Benj. F. Wilson,
By Foster and Freeman,
Attorneys.

UNITED STATES PATENT OFFICE.

BENJAMIN F. WILSON, OF SHELBYVILLE, ILLINOIS.

FILE CASE AND CABINET.

SPECIFICATION forming part of Letters Patent No. 302,615, dated July 29, 1884.

Application filed November 6, 1883. (No model.)

To all whom it may concern:

Be it known that I, BENJAMIN F. WILSON, a citizen of the United States, and resident of Shelbyville, in the county of Shelby and State of Illinois, have invented certain new and useful Improvements in File Cases and Cabinets, of which the following is a specification.

My invention is a file-case constructed, as fully described hereinafter, so as to secure nearly-vertical pockets, open at the top, adapted to both hold and display the contents, and further, in a combination of grooved partitions and detachable plates, whereby the receptacle can be altered to form either inclined or horizontal pockets.

In the drawings, Figure 1 is an external elevation of my improved case. Fig. 2 is a sectional plan of part of the receptacle. Fig. 3 is a vertical section of part of the receptacle.

A represents a cylinder provided with pockets, as fully described hereinafter, and arranged so as to revolve freely within a case, B, so that by revolving the cylinder any one of the pockets or receptacles therein may be brought to the front, and suitable sliding doors, moving in grooves *x*, serve to close the case when not in use. The construction of the case and its receptacle will best be understood from Figs. 2 and 3, in which *a b* represent the circular ends of the cylinder, and *c* upright partitions extending between these ends and divided by horizontal partitions *e*, so as to form open-ended pockets *x'* or pigeon-holes arranged radially in the cylinder and serving to receive papers in the usual manner. In the sides of the partitions *c* are inclined grooves *y*, each extending from the level of one partition, *e*, past the edge of the next partition, to a point above the partition next below, and to these grooves are fitted detachable plates *f*, which may be used for the purpose of forming

inclined pockets of greater or less depth for the reception of papers, which are thus held in an almost vertical position, so as to expose the sides and the indorsements thereon, whereby the clerk or attendant can discover at a glance the character of each paper, or deposit any paper in its proper receptacle. The character of each receptacle is indicated by a figure, letter, mark, or indorsement upon the face of the plates *f*.

By inserting the plates in the various channels the entire cylinder may be converted into a receptacle for holding the papers vertically, while by withdrawing one or more of the plates a horizontal pigeon-hole is secured. In some cases the plates may be secured permanently in place.

I claim—

1. A case for papers, provided with a cylinder carrying vertical radial partitions, and inclined plates arranged between said partitions to form inclined pockets open at the top, substantially as set forth.

2. The combination, in the revolving cylinder having vertical partitions and inclined plates *f*, of horizontal partitions arranged to form pigeon-holes *x'*, substantially as specified.

3. The combination, in the cylinder, of vertical partitions and horizontal partitions, the former having inclined side grooves, *y*, and detachable plates *f*, adapted to said grooves, substantially as set forth.

In testimony whereof I have signed my name to this specification in the presence of two subscribing witnesses.

BENJ. F. WILSON.

Witnesses:

H. CLAY LLOYD,
R. L. GARIS.