

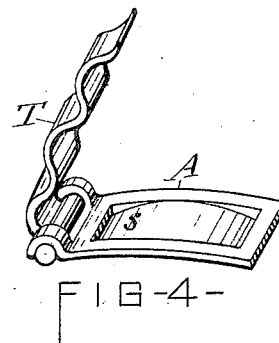

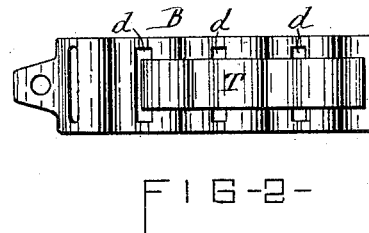
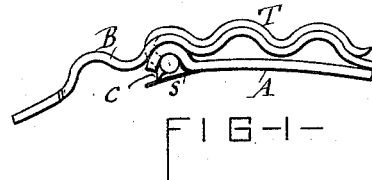
(No Model.)

J. L. THOMSON.

SHOE CLASP.

No. 302,798.

Patented July 29, 1884.



ATTEST—
Com E. Raymond
C. Bendison

INVENTOR—
Judson L. Thomson
per Paul L. Lassiter
his Atty

UNITED STATES PATENT OFFICE.

JUDSON L. THOMSON, OF SYRACUSE, NEW YORK.

SHOE-CLASP.

SPECIFICATION forming part of Letters Patent No. 302,798, dated July 29, 1884.

Application filed March 4, 1884. (No model.)

To all whom it may concern:

Be it known that I, JUDSON L. THOMSON, of Syracuse, in the county of Onondaga, in the State of New York, have invented new and useful Improvements in Shoe-Clasps, of which the following, taken in connection with the accompanying drawings, is a full, clear and exact description.

This invention relates to the class of shoe-clasps in which a spring-actuated tongue interlocks with a slotted plate.

The invention consists in corrugating the slotted plate transversely and forming the tongue with corresponding corrugations adapted to lie contiguous to the aforesaid plate, thereby affording to the tongue a firmer interlocking hold and rendering the clasp strong and compact.

The invention is fully illustrated in the annexed drawings, wherein Figure 1 is an edge view of the clasp with the parts interlocked. Fig. 2 is a plan view of the same, and Figs. 3 and 4 are isometric views of the parts detached.

Similar letters of reference indicate corresponding parts.

A and B are two metal plates adapted to be attached to the two quarters of an arctic overshoe. The plate B is corrugated transversely, and is provided with a series of transverse slots, *d d*, preferably on that side of the raised portions of the corrugations which faces the fixed end of the plate. The plate A has at its

free end two raised concavo-convex bearings for the pintle of the tongue T, which is hinged between said bearings. A spring, *s*, connected with the central portion of the plate A and extended under the cam of the tongue, serves to automatically force the said tongue into the two extremes of its movement. The tongue T is corrugated transversely, corresponding to the corrugations of the slotted plate B, so that when said tongue is inserted through one of the slots *d* and turned down into its interlocking position it will lie contiguous to the top of the corrugated plate B, as represented in Fig. 1 of the drawings, thereby rendering the clasp compact and re-enforcing the hold of the interlocking parts.

What I claim as new, and desire to secure by Letters Patent, is—

The combination of the plate B, corrugated transversely, and provided with slots *d d*, and the tongue T, hinged on the plate A and corrugated to correspond to the corrugations of the plate B, substantially as described and shown.

In testimony whereof I have hereunto signed my name and affixed my seal, in the presence of two attesting witnesses, at Syracuse, in the county of Onondaga, in the State of New York, this 22d day of February, 1884.

JUDSON L. THOMSON. [L. S.]

Witnesses:

C. H. DUELI,
C. BENDIXON.