

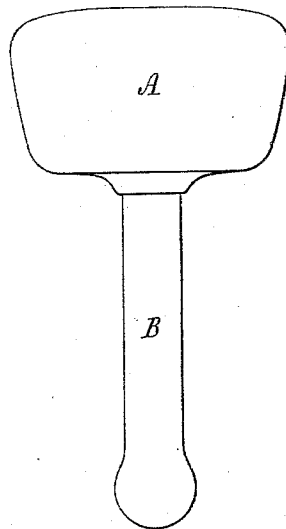
(No Model.)

J. THOMPSON.  
STONE CUTTER'S MALLET.

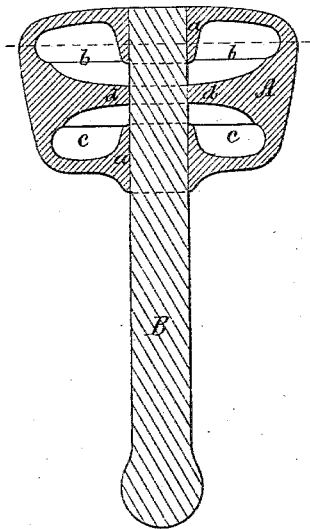
No. 303,074.

Patented Aug. 5, 1884.

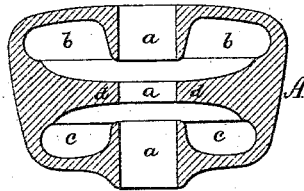
*Fig. 1.*



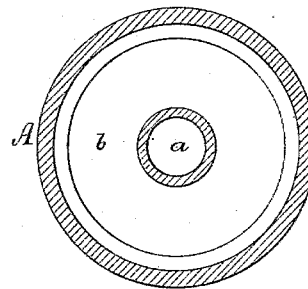
*Fig. 2.*



*Fig. 3.*



*Fig. 4.*



Witnesses

*S. N. Piper*  
*E. P. Pratt*

Inventor

*James Thompson*  
by *R. H. Eddy* atty.

# UNITED STATES PATENT OFFICE.

JAMES THOMPSON, OF BOSTON, MASSACHUSETTS.

## STONE-CUTTER'S Mallet.

SPECIFICATION forming part of Letters Patent No. 303,074, dated August 5, 1884.

Application filed June 23, 1884. (No model.)

*To all whom it may concern:*

Be it known that I, JAMES THOMPSON, of Boston, in the county of Suffolk, of the Commonwealth of Massachusetts, have invented a new and useful Improvement in Stone-Cutters' Mallets; and I do hereby declare the same to be described in the following specification and represented in the accompanying drawings, of which—

10 Figure 1 is a side elevation, Fig. 2 a transverse and longitudinal section, of a mallet containing my invention, the nature of which is defined in the claims hereinafter presented. Fig. 3 is a transverse section of the head with-  
15 out the handle, while Fig. 4 is a section of such head, taken through one of the annular grooves or chambers thereof.

My improvement relates to the head of the mallet; and it consists in a head having within  
20 and going through it axially a handle-eye, and encompassing such eye, two annular chambers or grooves, all being substantially as represented in the drawings, in which A is the head, and B the handle. The eye for reception of  
25 the handle is shown at *a*, and the two annular grooves or chambers at *b* and *c*, each of the said chambers or grooves opening into and encompassing the eye. The partition *d*, between the two grooves or chambers, extends

to the eye, and is tapering or increases in width as it departs therefrom. Each of the grooves or chambers is arched or curved in cross-section in manner as represented, in order to strength the head, the object of such grooves or chambers being also to lighten it  
35 and to enable it to be made of metal—as malleable cast-iron, for example. By having the chambers and eye to open into each other, as shown, the cast head, when made, can easily have its core removed from each chamber and  
40 the eye.

I claim—

1. A mallet-head of metal having within it a handle-receiving eye and two annular grooves or chambers opening into and encompassing  
45 such eye, all being substantially as set forth.

2. A mallet-head of metal having within it a handle-receiving eye and two annular grooves or chambers to open into and encompassing  
50 the eye, and also having the partition between the two chambers extended so as to bear against the handle when in the said eye, all being as represented.

JAMES THOMPSON.

Witnesses:

R. H. EDDY,  
E. B. PRATT.